



# LUNA LOGISTICS CLASSIC FF1600 CHAMPIONSHIP

Donington Park National Circuit

8<sup>th</sup> / 9<sup>th</sup> June 2019



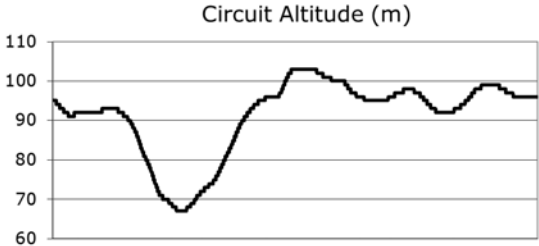
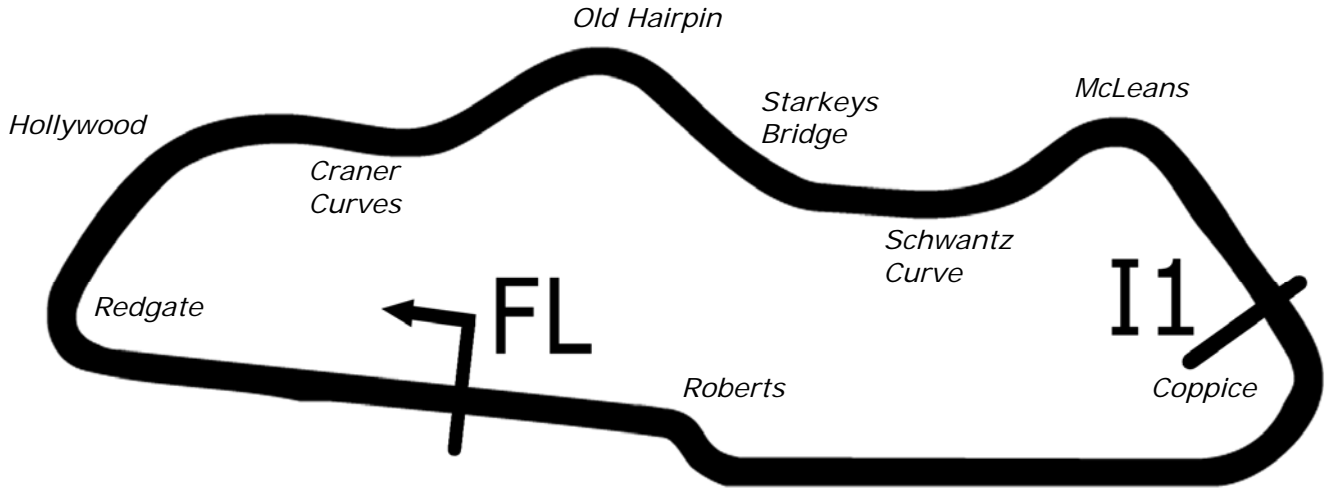
Results Provided by Timing Solutions Ltd  
[www.tsl-timing.com](http://www.tsl-timing.com)

# Donington Park National



SPORTS TIMING

TIMING SOLUTIONS LTD



Length	1.9790 miles	3185.0 m	
FL		52.82971 N	1.37867 W
I1	2096m	52.82978 N	1.36508 W
Pit Entry	3100m	52.82951 N	1.37832 W
Pit Exit	229m after FL	52.82996 N	1.38205 W
Pit Entry–Pit Exit 256m, 15.3s @60kph, 11.5s @80kph			

All results available at [www.tsl-timing.com](http://www.tsl-timing.com)

# Classic Formula Ford

## QUALIFYING - RACE 3 - CLASSIFICATION

POS	NO	CL	PIC NAME	ENTRY	TIME	ON	LAPS	GAP	DIFF	MPH
1	39	A	1 Tim HARVEY	Van Dieman RF81	1:34.709	11	11			75.22
2	10	B	1 Simon HADFIELD	Lotus 59	1:36.195	11	11	1.486	1.486	74.06
3	8	A	2 Mark ARMSTRONG	Van Diemen RF80	1:36.529	11	11	1.820	0.334	73.80
4	11	A	3 Simon JACKSON	Javelin	1:37.499	11	11	2.790	0.970	73.07
5	3	A	4 Rick MORRIS	Royale RP29	1:38.068	11	11	3.359	0.569	72.65
6	15	B	2 Matthew WRIGLEY	Merlyn MK11A /20	1:38.798	10	10	4.089	0.730	72.11
7	99*	A	5 Ben TINKLER	Van Diemen RF80	1:39.652	4	9	4.943	0.854	71.49
8	61	A	6 Kevin MANSELL	Crossle 32F	1:40.386	10	10	5.677	0.734	70.97
9	49	A	7 Mark / Jordan HARRISON	LolaT540E	1:41.903	8	8	7.194	1.517	69.91
10	78	A	8 Joe WALTON	Crossle 25F	1:42.076	9	10	7.367	0.173	69.79
11	27	A	9 Steve PEARCE	Van Diemen RF81	1:43.058	10	10	8.349	0.982	69.13
12	42	A	10 Paul BRITTEN	PRS 81F	1:43.767	10	10	9.058	0.709	68.65
13	55	A	11 Stephen MAWHINNEY	Crossle 32F	1:44.130	4	5	9.421	0.363	68.42
14	141	A	12 George DITCHFIELD	Van Dieman RF78	1:45.628	10	10	10.919	1.498	67.45
15	13	B	3 Stuart KESTENBAUM	Crossle 16F	1:46.139	3	3	11.430	0.511	67.12
16	69	B	4 Dave LOWE	Lotus 69	1:47.314	3	10	12.605	1.175	66.39
17	21	A	13 Will ZANELLI	Van Dieman RF80	1:48.680	10	10	13.971	1.366	65.55
18	77	A	14 Phil ATTWOOD	Crossle 32F	1:49.402	10	10	14.693	0.722	65.12
19	73	A	15 Simon CLEWS	Royale RP24	1:49.633	5	10	14.924	0.231	64.98
20	91*	A	16 James HAGAN	Crossle 32F	1:50.835	3	7	16.126	1.202	64.28
21	54	A	17 Paul CROSBIE	Van Dieman RF80	1:51.440	3	10	16.731	0.605	63.93
22	47	A	18 Ben HADFIELD	Van Dieman RF78	1:51.778	10	10	17.069	0.338	63.73
23	60	B	5 Robin HASLAM	Alexis MK15	1:52.099	10	10	17.390	0.321	63.55
24	87	B	6 Ian JEARY	Dulon LD9	1:52.633	4	10	17.924	0.534	63.25
25	43	A	19 Richard YEOMANS	Crossle 25F	1:52.864	9	10	18.155	0.231	63.12
26	28	A	20 Alan FINCHAM	Van Dieman RF80	1:55.524	3	10	20.815	2.660	61.67

\* Car 91 - Please fit a working transponder for the next session

\* Car 49 - Mark HARRISON - 3 Laps - Qualified for Race 8

No. 99 - 1 Lap time disallowed; exceeding track limits.

Weather / Track : Rain / Wet

These results are provisional until the conclusion of any judicial and technical matters.

Donington Park National  
Circuit Length = 1.9790 miles  
Start: 11:50 Flag 12:10 End: 12:11

Clerk Of Course :	Steward :	Timekeeper :

# Classic Formula Ford

## QUALIFYING - RACE 3 - LAP ANALYSIS

DIFF = Difference To Personal Best Lap

P1 39 Tim HARVEY				
LAP	LAP TIME	DIFF	MPH	TIME OF DAY
1 -	1:47.205	12.496	66.45	11:52:57.868
2 -	1:52.697	17.988	63.21	11:54:50.565
3 -	1:39.196	4.487	71.82	11:56:29.761
4 -	1:37.225	2.516	73.27	11:58:06.986
5 -	1:38.938	4.229	72.01	11:59:45.924
6 -	2:23.887	49.178	49.51	12:02:09.811
7 -	2:29.870	55.161	47.53	12:04:39.681
8 -	2:16.437	41.728	52.21	12:06:56.118
9 -	1:36.618 (2)	1.909	73.74	12:08:32.736
10 -	1:37.049 (3)	2.340	73.41	12:10:09.785
11 -	1:34.709 (1)		75.22	12:11:44.494

P2 10 Simon HADFIELD				
LAP	LAP TIME	DIFF	MPH	TIME OF DAY
1 -	1:40.045	3.850	71.21	11:52:46.626
2 -	1:37.722	1.527	72.90	11:54:24.348
3 -	1:36.593 (2)	0.398	73.75	11:56:00.941
4 -	1:36.891 (3)	0.696	73.53	11:57:37.832
5 -	1:39.958	3.763	71.27	11:59:17.790
6 -	2:02.070	25.875	58.36	12:01:19.860
7 -	1:50.332	14.137	64.57	12:03:10.192
8 -	2:20.800	44.605	50.60	12:05:30.992
9 -	1:51.962	15.767	63.63	12:07:22.954
10 -	1:38.768	2.573	72.13	12:09:01.722
11 -	1:36.195 (1)		74.06	12:10:37.917

P3 8 Mark ARMSTRONG				
LAP	LAP TIME	DIFF	MPH	TIME OF DAY
1 -	1:45.474	8.945	67.54	11:53:02.641
2 -	1:43.452	6.923	68.86	11:54:46.093
3 -	1:37.956 (3)	1.427	72.73	11:56:24.049
4 -	1:37.637 (2)	1.108	72.97	11:58:01.686
5 -	1:40.309	3.780	71.02	11:59:41.995
6 -	2:25.713	49.184	48.89	12:02:07.708
7 -	2:29.024	52.495	47.80	12:04:36.732
8 -	2:14.171	37.642	53.10	12:06:50.903
9 -	1:40.140	3.611	71.14	12:08:31.043
10 -	1:39.120	2.591	71.87	12:10:10.163
11 -	1:36.529 (1)		73.80	12:11:46.692

P4 11 Simon JACKSON				
LAP	LAP TIME	DIFF	MPH	TIME OF DAY
1 -	1:43.452	5.953	68.86	11:52:52.068
2 -	1:39.879 (2)	2.380	71.33	11:54:31.947
3 -	1:40.238	2.739	71.07	11:56:12.185
4 -	1:40.243	2.744	71.07	11:57:52.428
5 -	1:40.090 (3)	2.591	71.18	11:59:32.518
6 -	2:32.693	55.194	46.65	12:02:05.211
7 -	2:28.797	51.298	47.88	12:04:34.008
8 -	2:16.134	38.635	52.33	12:06:50.142
9 -	1:40.517	3.018	70.87	12:08:30.659
10 -	1:40.100	2.601	71.17	12:10:10.759
11 -	1:37.499 (1)		73.07	12:11:48.258

P5 3 Rick MORRIS				
LAP	LAP TIME	DIFF	MPH	TIME OF DAY
1 -	1:47.221	9.153	66.44	11:53:00.106
2 -	1:40.565	2.497	70.84	11:54:40.671

DIFF = Difference To Personal Best Lap

3 -	1:39.898	1.830	71.31	11:56:20.569
4 -	1:38.885 (3)	0.817	72.04	11:57:59.454
5 -	1:41.883	3.815	69.92	11:59:41.337
6 -	2:25.023	46.955	49.12	12:02:06.360
7 -	2:29.437	51.369	47.67	12:04:35.797
8 -	2:14.775	36.707	52.86	12:06:50.572
9 -	1:39.490	1.422	71.61	12:08:30.062
10 -	1:38.397 (2)	0.329	72.40	12:10:08.459
11 -	1:38.068 (1)		72.65	12:11:46.527

P6 15 Matthew WRIGLEY				
LAP	LAP TIME	DIFF	MPH	TIME OF DAY
1 -	1:48.587	9.789	65.61	11:53:00.943
2 -	1:44.840	6.042	67.95	11:54:45.783
3 -	1:41.331	2.533	70.31	11:56:27.114
4 -	1:39.647 (3)	0.849	71.49	11:58:06.761
5 -	1:40.634	1.836	70.79	11:59:47.395
6 -	2:24.069	45.271	49.45	12:02:11.464
7 -	2:28.893	50.095	47.85	12:04:40.357
8 -	2:19.752	40.954	50.98	12:07:00.109
9 -	1:39.256 (2)	0.458	71.78	12:08:39.365
10 -	1:38.798 (1)		72.11	12:10:18.163

P7 99 Ben TINKLER				
LAP	LAP TIME	DIFF	MPH	TIME OF DAY
1 -	1:55.001	15.349	61.95	11:53:06.329
2 -	1:46.471	6.819	66.91	11:54:52.800
3 -	1:41.321 (3)	1.669	70.31	11:56:34.121
4 -	1:39.652 (1)		71.49	11:58:13.773
5 -	1:51.781 P	12.129	63.73	12:00:05.554
6 -	4:42.946	3:03.294	25.18	12:04:48.500
7 -	2:20.410	40.758	50.74	12:07:08.910
8 -	1:40.177 (2)	0.525	71.12	12:08:49.087
9 -	1:39.444 D		71.88	12:10:28.198

P8 61 Kevin MANSELL				
LAP	LAP TIME	DIFF	MPH	TIME OF DAY
1 -	1:52.259	11.873	63.46	11:52:59.914
2 -	1:47.451	7.065	66.30	11:54:47.365
3 -	1:44.033	3.647	68.48	11:56:31.398
4 -	1:40.930 (3)	0.544	70.58	11:58:12.328
5 -	1:48.741	8.355	65.51	12:00:01.069
6 -	2:13.165	32.779	53.50	12:02:14.234
7 -	2:28.202	47.816	48.07	12:04:42.436
8 -	2:22.819	42.433	49.88	12:07:05.255
9 -	1:40.807 (2)	0.421	70.67	12:08:46.062
10 -	1:40.386 (1)		70.97	12:10:26.448

P9 49 Mark / Jordan HARRISON				
LAP	LAP TIME	DIFF	MPH	TIME OF DAY
1 -	1:59.482	17.579	59.62	11:53:18.984
2 -	1:56.039 (3)	14.136	61.39	11:55:15.023
3 -	1:55.324 P	13.421	61.77	11:57:10.347
4 -	5:02.322	3:20.419	23.56	12:02:12.669
5 -	2:28.847	46.944	47.86	12:04:41.516
6 -	2:20.659	38.756	50.65	12:07:02.175
7 -	1:43.926 (2)	2.023	68.55	12:08:46.101
8 -	1:41.903 (1)		69.91	12:10:28.004

Weather / Track : Rain / Wet

Donington Park National  
Circuit Length = 1.9790 miles  
Start: 11:50 Flag 12:10 End: 12:11

# Classic Formula Ford

## QUALIFYING - RACE 3 - LAP ANALYSIS

DIFF = Difference To Personal Best Lap

P10 78 Joe WALTON				
LAP	LAP TIME	DIFF	MPH	TIME OF DAY
1 -	1:58.666	16.590	60.03	11:53:14.583
2 -	1:52.986	10.910	63.05	11:55:07.569
3 -	1:48.878	6.802	65.43	11:56:56.447
4 -	1:47.559 (3)	5.483	66.23	11:58:44.006
5 -	1:47.226 (2)	5.150	66.44	12:00:31.232
6 -	1:51.220	9.144	64.05	12:02:22.452
7 -	2:23.575	41.499	49.62	12:04:46.027
8 -	2:21.845	39.769	50.22	12:07:07.872
9 -	1:42.076 (1)		69.79	12:08:49.948
10 -	2:09.461	27.385	55.03	12:10:59.409

P11 27 Steve PEARCE				
LAP	LAP TIME	DIFF	MPH	TIME OF DAY
1 -	2:01.158	18.100	58.80	11:53:23.980
2 -	1:51.982	8.924	63.62	11:55:15.962
3 -	1:49.069 (3)	6.011	65.32	11:57:05.031
4 -	1:49.364	6.306	65.14	11:58:54.395
5 -	1:52.851	9.793	63.13	12:00:47.246
6 -	2:00.060	17.002	59.34	12:02:47.306
7 -	2:03.024	19.966	57.91	12:04:50.330
8 -	2:24.568	41.510	49.28	12:07:14.898
9 -	1:43.096 (2)	0.038	69.10	12:08:57.994
10 -	1:43.058 (1)		69.13	12:10:41.052

P12 42 Paul BRITTEN				
LAP	LAP TIME	DIFF	MPH	TIME OF DAY
1 -	1:57.210	13.443	60.78	11:53:21.455
2 -	1:51.121	7.354	64.11	11:55:12.576
3 -	1:47.744 (3)	3.977	66.12	11:57:00.320
4 -	1:52.052	8.285	63.58	11:58:52.372
5 -	1:52.704	8.937	63.21	12:00:45.076
6 -	2:00.813	17.046	58.97	12:02:45.889
7 -	2:03.249	19.482	57.80	12:04:49.138
8 -	2:21.632	37.865	50.30	12:07:10.770
9 -	1:44.229 (2)	0.462	68.35	12:08:54.999
10 -	1:43.767 (1)		68.65	12:10:38.766

P13 55 Stephen MAWHINNEY				
LAP	LAP TIME	DIFF	MPH	TIME OF DAY
1 -	10:17.877	8:33.747	11.53	12:03:27.987
2 -	2:10.206	26.076	54.71	12:05:38.193
3 -	1:54.055 (3)	9.925	62.46	12:07:32.248
4 -	1:44.130 (1)		68.42	12:09:16.378
5 -	1:44.145 (2)	0.015	68.41	12:11:00.523

P14 141 George DITCHFIELD				
LAP	LAP TIME	DIFF	MPH	TIME OF DAY
1 -	2:03.470	17.842	57.70	11:53:25.420
2 -	1:55.953	10.325	61.44	11:55:21.373
3 -	1:49.753 (3)	4.125	64.91	11:57:11.126
4 -	1:50.868	5.240	64.26	11:59:01.994
5 -	1:49.901	4.273	64.82	12:00:51.895
6 -	1:58.616	12.988	60.06	12:02:50.511
7 -	2:02.243	16.615	58.28	12:04:52.754
8 -	2:24.957	39.329	49.15	12:07:17.711
9 -	1:45.716 (2)	0.088	67.39	12:09:03.427
10 -	1:45.628 (1)		67.45	12:10:49.055

DIFF = Difference To Personal Best Lap

P15 13 Stuart KESTENBAUM				
LAP	LAP TIME	DIFF	MPH	TIME OF DAY
1 -	1:51.060 (3)	4.921	64.15	11:53:05.927
2 -	1:46.901 (2)	0.762	66.64	11:54:52.828
3 -	1:46.139 (1)		67.12	11:56:38.967

P16 69 Dave LOWE				
LAP	LAP TIME	DIFF	MPH	TIME OF DAY
1 -	2:05.673	18.359	56.69	11:53:35.606
2 -	1:52.614 (3)	5.300	63.26	11:55:28.220
3 -	1:47.314 (1)		66.39	11:57:15.534
4 -	1:52.899	5.585	63.10	11:59:08.433
5 -	1:54.637	7.323	62.14	12:01:03.070
6 -	1:58.549	11.235	60.09	12:03:01.619
7 -	1:54.644	7.330	62.14	12:04:56.263
8 -	2:23.726	36.412	49.57	12:07:19.989
9 -	1:53.618	6.304	62.70	12:09:13.607
10 -	1:51.332 (2)	4.018	63.99	12:11:04.939

P17 21 Will ZANELLI				
LAP	LAP TIME	DIFF	MPH	TIME OF DAY
1 -	2:06.334	17.654	56.39	11:53:41.005
2 -	1:49.979 (3)	1.299	64.78	11:55:30.984
3 -	1:48.999 (2)	0.319	65.36	11:57:19.983
4 -	1:51.175	2.495	64.08	11:59:11.158
5 -	1:54.887	6.207	62.01	12:01:06.045
6 -	2:00.853	12.173	58.95	12:03:06.898
7 -	2:22.207	33.527	50.10	12:05:29.105
8 -	1:55.009	6.329	61.94	12:07:24.114
9 -	1:52.229	3.549	63.48	12:09:16.343
10 -	1:48.680 (1)		65.55	12:11:05.023

P18 77 Phil ATTWOOD				
LAP	LAP TIME	DIFF	MPH	TIME OF DAY
1 -	2:08.676	19.274	55.36	11:53:37.370
2 -	1:55.183	5.781	61.85	11:55:32.553
3 -	1:54.014 (2)	4.612	62.48	11:57:26.567
4 -	1:54.132	4.730	62.42	11:59:20.699
5 -	2:00.109	10.707	59.31	12:01:20.808
6 -	1:55.147	5.745	61.87	12:03:15.955
7 -	2:15.855	26.453	52.44	12:05:31.810
8 -	1:54.067 (3)	4.665	62.46	12:07:25.877
9 -	1:54.650	5.248	62.14	12:09:20.527
10 -	1:49.402 (1)		65.12	12:11:09.929

P19 73 Simon CLEWS				
LAP	LAP TIME	DIFF	MPH	TIME OF DAY
1 -	2:00.354	10.721	59.19	11:53:24.537
2 -	1:53.535	3.902	62.75	11:55:18.072
3 -	1:52.581 (3)	2.948	63.28	11:57:10.653
4 -	1:53.049	3.416	63.02	11:59:03.702
5 -	1:49.633 (1)		64.98	12:00:53.335
6 -	1:57.963	8.330	60.39	12:02:51.298
7 -	2:02.109	12.476	58.34	12:04:53.407
8 -	2:25.137	35.504	49.08	12:07:18.544
9 -	1:59.406	9.773	59.66	12:09:17.950
10 -	1:49.653 (2)	0.020	64.97	12:11:07.603

Weather / Track : Rain / Wet

# Classic Formula Ford

## QUALIFYING - RACE 3 - LAP ANALYSIS

DIFF = Difference To Personal Best Lap

<b>P20 91 James HAGAN</b>					
LAP	LAP TIME	DIFF	MPH	TIME OF DAY	
1 -	2:25.342	P	34.507	49.01	11:55:51.444
2 -	5:27.362	3:36.527	21.76	12:01:18.807	
3 -	1:50.835	(1)	64.28	12:03:09.642	
4 -	2:20.446	29.611	50.72	12:05:30.088	
5 -	1:59.859	(3)	9.024	59.44	12:07:29.947
6 -	1:57.334	(2)	6.499	60.72	12:09:27.281
7 -	2:14.093	23.258	53.13	12:11:41.374	

<b>P21 54 Paul CROSBIE</b>					
LAP	LAP TIME	DIFF	MPH	TIME OF DAY	
1 -	1:57.006	5.566	60.89	11:53:07.901	
2 -	1:58.136	6.696	60.30	11:55:06.037	
3 -	1:51.440	(1)	63.93	11:56:57.477	
4 -	1:51.687	(2)	0.247	63.79	11:58:49.164
5 -	1:54.602	3.162	62.16	12:00:43.766	
6 -	2:04.746	P	13.306	57.11	12:02:48.512
7 -	2:53.030	1:01.590	41.17	12:05:41.542	
8 -	1:54.016	(3)	2.576	62.48	12:07:35.558
9 -	1:54.043	2.603	62.47	12:09:29.601	
10 -	1:55.795	4.355	61.52	12:11:25.396	

<b>P22 47 Ben HADFIELD</b>					
LAP	LAP TIME	DIFF	MPH	TIME OF DAY	
1 -	1:56.703	4.925	61.04	11:53:11.944	
2 -	1:52.034	(2)	0.256	63.59	11:55:03.978
3 -	1:52.744	(3)	0.966	63.19	11:56:56.722
4 -	1:57.613	5.835	60.57	11:58:54.335	
5 -	1:55.036	3.258	61.93	12:00:49.371	
6 -	2:00.081	8.303	59.33	12:02:49.452	
7 -	2:01.984	10.206	58.40	12:04:51.436	
8 -	2:25.879	34.101	48.83	12:07:17.315	
9 -	2:02.198	10.420	58.30	12:09:19.513	
10 -	1:51.778	(1)	63.73	12:11:11.291	

<b>P23 60 Robin HASLAM</b>					
LAP	LAP TIME	DIFF	MPH	TIME OF DAY	
1 -	1:59.659	7.560	59.54	11:53:16.975	
2 -	1:57.838	5.739	60.46	11:55:14.813	
3 -	1:55.469	3.370	61.70	11:57:10.282	
4 -	1:56.489	4.390	61.16	11:59:06.771	
5 -	1:56.852	4.753	60.97	12:01:03.623	
6 -	1:59.770	7.671	59.48	12:03:03.393	
7 -	1:55.015	(3)	2.916	61.94	12:04:58.408
8 -	2:23.272	31.173	49.72	12:07:21.680	
9 -	1:53.223	(2)	1.124	62.92	12:09:14.903
10 -	1:52.099	(1)	63.55	12:11:07.002	

<b>P24 87 Ian JEARY</b>					
LAP	LAP TIME	DIFF	MPH	TIME OF DAY	
1 -	2:08.539	15.906	55.42	11:53:39.921	
2 -	1:53.310	(2)	0.677	62.87	11:55:33.231
3 -	1:57.370	4.737	60.70	11:57:30.601	
4 -	1:52.633	(1)	63.25	11:59:23.234	
5 -	1:59.111	6.478	59.81	12:01:22.345	
6 -	1:54.269	1.636	62.34	12:03:16.614	
7 -	2:15.749	23.116	52.48	12:05:32.363	
8 -	1:55.404	2.771	61.73	12:07:27.767	
9 -	1:53.959	(3)	1.326	62.51	12:09:21.726

DIFF = Difference To Personal Best Lap

10 - 1:56.940 4.307 60.92 12:11:18.666

<b>P25 43 Richard YEOMANS</b>					
LAP	LAP TIME	DIFF	MPH	TIME OF DAY	
1 -	2:04.703	11.839	57.13	11:53:23.396	
2 -	1:57.574	4.710	60.59	11:55:20.970	
3 -	1:53.807	(3)	0.943	62.60	11:57:14.777
4 -	1:55.764	2.900	61.54	11:59:10.541	
5 -	1:54.034	1.170	62.47	12:01:04.575	
6 -	1:59.891	7.027	59.42	12:03:04.466	
7 -	1:56.112	3.248	61.36	12:05:00.578	
8 -	2:22.102	29.238	50.13	12:07:22.680	
9 -	1:52.864	(1)	63.12	12:09:15.544	
10 -	1:53.014	(2)	0.150	63.04	12:11:08.558

<b>P26 28 Alan FINCHAM</b>					
LAP	LAP TIME	DIFF	MPH	TIME OF DAY	
1 -	2:05.819	10.295	56.62	11:53:31.559	
2 -	1:59.039	3.515	59.85	11:55:30.598	
3 -	1:55.524	(1)	61.67	11:57:26.122	
4 -	1:59.615	4.091	59.56	11:59:25.737	
5 -	2:04.018	8.494	57.44	12:01:29.755	
6 -	1:56.940	(3)	1.416	60.92	12:03:26.695
7 -	2:08.426	12.902	55.47	12:05:35.121	
8 -	1:57.225	1.701	60.77	12:07:32.346	
9 -	1:56.642	(2)	1.118	61.08	12:09:28.988
10 -	2:07.399	P	11.875	55.92	12:11:36.387

Weather / Track : Rain / Wet

# Classic Formula Ford

## QUALIFYING - RACE 3 - STATISTICS

**Competitors Started** 26  
**Planned Start** 2019-06-08 @ 11:45:00.000  
**Actual Start** 2019-06-08 @ 11:50:15.634  
**Finish Time** 2019-06-08 @ 12:10:16.218  
**Track Length** 1.9790mi.  
**Total Laps** 247  
**Total Distance Covered** 488.8296mi.

### Session Fastest Lap History

NO	CL	NAME	LAP TIME	TIME OF DAY	LAP	VEHICLE
10	B	Simon HADFIELD	1:40.045	11:52:46.629	1	Lotus 59
10	B	Simon HADFIELD	1:37.722	11:54:24.355	2	Lotus 59
10	B	Simon HADFIELD	1:36.593	11:56:00.950	3	Lotus 59
10	B	Simon HADFIELD	1:36.195	12:10:37.919	11	Lotus 59
39	A	Tim HARVEY	1:34.709	12:11:44.499	11	Van Dieman RF81

### Flag History

TYPE	TIME OF DAY
GREEN	11:50:15.634
SAFETY	11:59:10.650
GREEN	12:06:46.545
FINISH	12:10:16.218

### Flag Statistics

TYPE	COUNT	TOTAL LAPS	TOTAL TIME
Green	2	7	14:06.494
Red	0	0	0.000
Safety Car	1	4	7:35.894
FCY	0	0	0.000

Weather / Track : Rain / Wet

These results are provisional until the conclusion of any judicial and technical matters.

Donington Park National  
Circuit Length = 1.9790 miles  
Start: 11:50 Flag 12:10 End: 12:11

Clerk Of Course :		Timekeeper :
-------------------	--	--------------

**Classic Formula Ford**

**QUALIFYING - RACE 3 - STATISTICS**

**CLASS : A**

20 Starters

**Fastest Lap History**

NO	NAME	LAP TIME	TIME OF DAY	LAP	VEHICLE
11	Simon JACKSON	1:43.452	11:52:52.076	1	Javelin
11	Simon JACKSON	1:39.879	11:54:31.957	2	Javelin
8	Mark ARMSTRONG	1:37.956	11:56:24.059	3	Van Diemen RF80
8	Mark ARMSTRONG	1:37.637	11:58:01.696	4	Van Diemen RF80
39	Tim HARVEY	1:37.225	11:58:06.986	4	Van Dieman RF81
39	Tim HARVEY	1:36.618	12:08:32.742	9	Van Dieman RF81
39	Tim HARVEY	1:34.709	12:11:44.499	11	Van Dieman RF81

Weather / Track : Rain / Wet

These results are provisional until the conclusion of any judicial and technical matters.

Donington Park National  
Circuit Length = 1.9790 miles  
Start: 11:50 Flag 12:10 End: 12:11

Clerk Of Course :		Timekeeper :
-------------------	--	--------------



**Classic Formula Ford**

**QUALIFYING - RACE 3 - STATISTICS**

**CLASS : B**

**6 Starters**

**Fastest Lap History**

NO	NAME	LAP TIME	TIME OF DAY	LAP	VEHICLE
10	Simon HADFIELD	<b>1:40.045</b>	11:52:46.629	1	Lotus 59
10	Simon HADFIELD	<b>1:37.722</b>	11:54:24.355	2	Lotus 59
10	Simon HADFIELD	<b>1:36.593</b>	11:56:00.950	3	Lotus 59
10	Simon HADFIELD	<b>1:36.195</b>	12:10:37.919	11	Lotus 59

**Weather / Track : Rain / Wet**

**These results are provisional until the conclusion of any judicial and technical matters.**

Donington Park National  
Circuit Length = 1.9790 miles  
Start: 11:50 Flag 12:10 End: 12:11


Clerk Of Course :		Timekeeper :
-------------------	--	--------------

# Classic Formula Ford

## RACE 3 - GRID (20 minutes)

ROW 13	25	1:52.864 <b>43</b> Richard YEOMANS	26	1:55.524 <b>28</b> Alan FINCHAM
ROW 12	23	1:52.099 <b>60</b> Robin HASLAM	24	1:52.633 <b>87</b> Ian JEARY
ROW 11	21	1:51.440 <b>54</b> Paul CROSBIE	22	1:51.778 <b>47</b> Ben HADFIELD
ROW 10	19	1:49.633 <b>73</b> Simon CLEWS	20	1:50.835 <b>91</b> James HAGAN
ROW 9	17	1:48.680 <b>21</b> Will ZANELLI	18	1:49.402 <b>77</b> Phil ATTWOOD
ROW 8	15	1:46.139 <b>13</b> Stuart KESTENBAUM	16	1:47.314 <b>69</b> Dave LOWE
ROW 7	13	1:44.130 <b>55</b> Stephen MAWHINNEY	14	1:45.628 <b>141</b> George DITCHFIELD
ROW 6	11	1:43.058 <b>27</b> Steve PEARCE	12	1:43.767 <b>42</b> Paul BRITTEN
ROW 5	9	1:41.903 <b>49</b> Jordan HARRISON	10	1:42.076 <b>78</b> Joe WALTON
ROW 4	7	1:39.652 <b>99</b> Ben TINKLER	8	1:40.386 <b>61</b> Kevin MANSELL
ROW 3	5	1:38.068 <b>3</b> Rick MORRIS	6	1:38.798 <b>15</b> Matthew WRIGLEY
ROW 2	3	1:36.529 <b>8</b> Mark ARMSTRONG	4	1:37.499 <b>11</b> Simon JACKSON
ROW 1	1	1:34.709 <b>39</b> Tim HARVEY	2	1:36.195 <b>10</b> Simon HADFIELD

**Pole**



Donington Park National  
Circuit Length = 1.9790 miles

These results are provisional until the conclusion of any judicial and technical matters.

Clerk Of Course :	Steward :	Timekeeper :
-------------------	-----------	--------------

# Classic Formula Ford

## RACE 3 - CLASSIFICATION

POS	NO	CL	PIC	NAME	ENTRY	LAPS	TIME	GAP	DIFF	MPH	BEST	ON
1	49	A	1	Jordan HARRISON	LolaT540E	14	21:11.199			78.35	1:17.340	13
2	3	A	2	Rick MORRIS	Royale RP29	14	21:11.315	0.116	0.116	78.35	1:17.144	12
3	10	B	1	Simon HADFIELD	Lotus 59	14	21:11.468	0.269	0.153	78.34	1:17.135	13
4	39	A	3	Tim HARVEY	Van Dieman RF81	14	21:11.765	0.566	0.297	78.32	1:17.413	12
5	8	A	4	Mark ARMSTRONG	Van Diemen RF80	14	21:15.217	4.018	3.452	78.11	1:18.296	12
6	61	A	5	Kevin MANSELL	Crossle 32F	14	21:15.700	4.501	0.483	78.08	1:18.319	10
7	11	A	6	Simon JACKSON	Javelin	14	21:15.883	4.684	0.183	78.07	1:18.027	10
8	27	A	7	Steve PEARCE	Van Diemen RF81	14	21:17.859	6.660	1.976	77.94	1:18.142	10
9	13	B	2	Stuart KESTENBAUM	Crossle 16F	14	21:26.843	15.644	8.984	77.40	1:19.162	8
10	78	A	8	Joe WALTON	Crossle 25F	14	21:38.227	27.028	11.384	76.72	1:20.008	8
11	91*	A	9	James HAGAN	Crossle 32F	14	21:38.534	27.335	0.307	76.70	1:19.628	14
12	54*	A	10	Paul CROSBIE	Van Dieman RF80	14	21:50.457	39.258	11.923	76.01	1:20.557	14
13	55	A	11	Stephen MAWHINNEY	Crossle 32F	14	21:51.228	40.029	0.771	75.96	1:21.024	14
14	21	A	12	Will ZANELLI	Van Dieman RF80	14	21:52.860	41.661	1.632	75.87	1:20.884	14
15	28	A	13	Alan FINCHAM	Van Dieman RF80	14	21:53.560	42.361	0.700	75.83	1:20.999	14
16	69	B	3	Dave LOWE	Lotus 69	14	21:53.946	42.747	0.386	75.80	1:21.168	14
17	43	A	14	Richard YEOMANS	Crossle 25F	14	21:55.082	43.883	1.136	75.74	1:21.230	13
18	47	A	15	Ben HADFIELD	Van Dieman RF78	14	22:09.664	58.465	14.582	74.91	1:22.526	12
19	77*	A	16	Phil ATTWOOD	Crossle 32F	14	22:11.498	1:00.299	1.834	74.80	1:22.352	11
20	87	B	4	Ian JEARY	Dulon LD9	14	22:25.914	1:14.715	14.416	74.00	1:20.756	10
21	60	B	5	Robin HASLAM	Alexis MK15	14	22:32.526	1:21.327	6.612	73.64	1:23.872	9

### NOT CLASSIFIED

DNF	99	A		Ben TINKLER	Van Diemen RF80	8	19:09.616	6 Laps	6 Laps	49.46	1:17.756	6
DNF	42	A		Paul BRITTEN	PRS 81F	2	2:49.873	12 Laps	6 Laps	83.07	1:21.198	2
DNF	141	A		George DITCHFIELD	Van Dieman RF78	2	3:17.313	12 Laps	27.440	71.52	1:27.906	1
DNF	15	B		Matthew WRIGLEY	Merlyn MK11A /20	1	1:26.663	13 Laps	1 Lap	80.63	1:26.663	1
DNF	73	A		Simon CLEWS	Royale RP24	1	1:32.869	13 Laps	6.206	75.24	1:32.869	1

### FASTEST LAP

10	B			Simon HADFIELD	Lotus 59	13	1:17.135			92.36 mph	148.64 kph
3	A			Rick MORRIS	Royale RP29	12	1:17.144			92.35 mph	148.63 kph

\* Cars 54 & 91 - Transponders not working - please fix or you may be missed . ignored in the next Race

\* Car 77 - 5 second penalty - exceeding track limits

Weather / Track : Bright / Dry

These results are provisional until the conclusion of any judicial and technical matters.

Donington Park National  
Circuit Length = 1.9790 miles  
Start: 09:14 Flag 09:35 End: 09:36

Clerk Of Course :	Steward :	Timekeeper :
-------------------	-----------	--------------

# Classic Formula Ford

## RACE 3 - LAP ANALYSIS

DIFF = Difference To Personal Best Lap

P1 49 Jordan HARRISON				
LAP	LAP TIME	DIFF	MPH	TIME OF DAY
1 -	1:25.461	8.121	83.36	09:15:39.595
2 -	1:18.712	1.372	90.51	09:16:58.307
3 -	1:20.054	2.714	88.99	09:18:18.361
4 -	2:13.198	55.858	53.48	09:20:31.559
5 -	2:12.743	55.403	53.67	09:22:44.302
6 -	2:12.544	55.204	53.75	09:24:56.846
7 -	1:20.177	2.837	88.86	09:26:17.023
8 -	1:19.525	2.185	89.58	09:27:36.548
9 -	1:18.226	0.886	91.07	09:28:54.774
10 -	1:18.023	0.683	91.31	09:30:12.797
11 -	1:17.952 (3)	0.612	91.39	09:31:30.749
12 -	1:17.709 (2)	0.369	91.68	09:32:48.458
13 -	1:17.340 (1)		92.12	09:34:05.798
14 -	1:19.535	2.195	89.57	09:35:25.333

P2 3 Rick MORRIS				
LAP	LAP TIME	DIFF	MPH	TIME OF DAY
1 -	1:25.780	8.636	83.05	09:15:39.914
2 -	1:18.693	1.549	90.53	09:16:58.607
3 -	1:20.147	3.003	88.89	09:18:18.754
4 -	2:13.587	56.443	53.33	09:20:32.341
5 -	2:12.720	55.576	53.68	09:22:45.061
6 -	2:12.631	55.487	53.71	09:24:57.692
7 -	1:19.649	2.505	89.45	09:26:17.341
8 -	1:18.387	1.243	90.89	09:27:35.728
9 -	1:19.785	2.641	89.29	09:28:55.513
10 -	1:17.973 (3)	0.829	91.37	09:30:13.486
11 -	1:18.153	1.009	91.16	09:31:31.639
12 -	1:17.144 (1)		92.35	09:32:48.783
13 -	1:17.203 (2)	0.059	92.28	09:34:05.986
14 -	1:19.463	2.319	89.65	09:35:25.449

P3 10 Simon HADFIELD				
LAP	LAP TIME	DIFF	MPH	TIME OF DAY
1 -	1:22.872	5.737	85.97	09:15:37.006
2 -	1:18.370	1.235	90.91	09:16:55.376
3 -	1:19.623	2.488	89.47	09:18:14.999
4 -	2:15.826	58.691	52.45	09:20:30.825
5 -	2:12.607	55.472	53.72	09:22:43.432
6 -	2:13.165	56.030	53.50	09:24:56.597
7 -	1:21.217	4.082	87.72	09:26:17.814
8 -	1:18.657	1.522	90.57	09:27:36.471
9 -	1:19.378	2.243	89.75	09:28:55.849
10 -	1:17.758 (3)	0.623	91.62	09:30:13.607
11 -	1:18.187	1.052	91.12	09:31:31.794
12 -	1:17.346 (2)	0.211	92.11	09:32:49.140
13 -	1:17.135 (1)		92.36	09:34:06.275
14 -	1:19.327	2.192	89.81	09:35:25.602

P4 39 Tim HARVEY				
LAP	LAP TIME	DIFF	MPH	TIME OF DAY
1 -	1:24.319	6.906	84.49	09:15:38.453
2 -	1:20.055	2.642	88.99	09:16:58.508
3 -	1:20.747	3.334	88.23	09:18:19.255
4 -	2:14.459	57.046	52.98	09:20:33.714
5 -	2:12.669	55.256	53.70	09:22:46.383
6 -	2:11.832	54.419	54.04	09:24:58.215
7 -	1:19.978	2.565	89.08	09:26:18.193
8 -	1:18.538	1.125	90.71	09:27:36.731

DIFF = Difference To Personal Best Lap

9 -	1:19.294	1.881	89.85	09:28:56.025
10 -	1:18.489	1.076	90.77	09:30:14.514
11 -	1:17.694 (2)	0.281	91.70	09:31:32.208
12 -	1:17.413 (1)		92.03	09:32:49.621
13 -	1:17.841 (3)	0.428	91.52	09:34:07.462
14 -	1:18.437	1.024	90.83	09:35:25.899

P5 8 Mark ARMSTRONG				
LAP	LAP TIME	DIFF	MPH	TIME OF DAY
1 -	1:26.223	7.927	82.62	09:15:40.357
2 -	1:19.364	1.068	89.77	09:16:59.721
3 -	1:20.686	2.390	88.30	09:18:20.407
4 -	2:14.225	55.929	53.07	09:20:34.632
5 -	2:12.459	54.163	53.78	09:22:47.091
6 -	2:11.346	53.050	54.24	09:24:58.437
7 -	1:19.855	1.559	89.21	09:26:18.292
8 -	1:18.679	0.383	90.55	09:27:36.971
9 -	1:19.323	1.027	89.81	09:28:56.294
10 -	1:18.525 (3)	0.229	90.73	09:30:14.819
11 -	1:18.337 (2)	0.041	90.94	09:31:33.156
12 -	1:18.296 (1)		90.99	09:32:51.452
13 -	1:18.835	0.539	90.37	09:34:10.287
14 -	1:19.064	0.768	90.11	09:35:29.351

P6 61 Kevin MANSELL				
LAP	LAP TIME	DIFF	MPH	TIME OF DAY
1 -	1:26.493	8.174	82.37	09:15:40.627
2 -	1:19.673	1.354	89.42	09:17:00.300
3 -	1:21.088	2.769	87.86	09:18:21.388
4 -	2:14.950	56.631	52.79	09:20:36.338
5 -	2:12.676	54.357	53.69	09:22:49.014
6 -	2:10.574	52.255	54.56	09:24:59.588
7 -	1:19.316	0.997	89.82	09:26:18.904
8 -	1:18.928	0.609	90.26	09:27:37.832
9 -	1:18.902	0.583	90.29	09:28:56.734
10 -	1:18.319 (1)		90.96	09:30:15.053
11 -	1:18.559 (3)	0.240	90.69	09:31:33.612
12 -	1:18.450 (2)	0.131	90.81	09:32:52.062
13 -	1:18.828	0.509	90.38	09:34:10.890
14 -	1:18.944	0.625	90.24	09:35:29.834

P7 11 Simon JACKSON				
LAP	LAP TIME	DIFF	MPH	TIME OF DAY
1 -	1:25.726	7.699	83.10	09:15:39.860
2 -	1:19.723	1.696	89.36	09:16:59.583
3 -	1:21.540	3.513	87.37	09:18:21.123
4 -	2:14.576	56.549	52.94	09:20:35.699
5 -	2:12.587	54.560	53.73	09:22:48.286
6 -	2:10.781	52.754	54.47	09:24:59.067
7 -	1:19.345	1.318	89.79	09:26:18.412
8 -	1:19.730	1.703	89.35	09:27:38.142
9 -	1:20.286	2.259	88.74	09:28:58.428
10 -	1:18.027 (1)		91.30	09:30:16.455
11 -	1:18.306 (3)	0.279	90.98	09:31:34.761
12 -	1:18.882	0.855	90.32	09:32:53.643
13 -	1:18.318	0.291	90.97	09:34:11.961
14 -	1:18.056 (2)	0.029	91.27	09:35:30.017

P8 27 Steve PEARCE				
LAP	LAP TIME	DIFF	MPH	TIME OF DAY
1 -	1:27.136	8.994	81.76	09:15:41.270

Weather / Track : Bright / Dry

Donington Park National  
Circuit Length = 1.9790 miles  
Start: 09:14 Flag 09:35 End: 09:36

# Classic Formula Ford

## RACE 3 - LAP ANALYSIS

DIFF = Difference To Personal Best Lap

2 -	1:19.727	1.585	89.36	09:17:00.997
3 -	1:20.730	2.588	88.25	09:18:21.727
4 -	2:15.636	57.494	52.52	09:20:37.363
5 -	2:12.635	54.493	53.71	09:22:49.998
6 -	2:10.415	52.273	54.63	09:25:00.413
7 -	1:18.882	0.740	90.32	09:26:19.295
8 -	1:19.186	1.044	89.97	09:27:38.481
9 -	1:19.428	1.286	89.69	09:28:57.909
10 -	1:18.142 (1)		91.17	09:30:16.051
11 -	1:18.567 (2)	0.425	90.68	09:31:34.618
12 -	1:19.641	1.499	89.45	09:32:54.259
13 -	1:18.823 (3)	0.681	90.38	09:34:13.082
14 -	1:18.911	0.769	90.28	09:35:31.993

### P9 13 Stuart KESTENBAUM

LAP	LAP TIME	DIFF	MPH	TIME OF DAY
1 -	1:28.343	9.181	80.64	09:15:42.477
2 -	1:20.185	1.023	88.85	09:17:02.662
3 -	1:21.081	1.919	87.87	09:18:23.743
4 -	2:14.575	55.413	52.94	09:20:38.318
5 -	2:13.417	54.255	53.40	09:22:51.735
6 -	2:09.588	50.426	54.97	09:25:01.323
7 -	1:19.677 (3)	0.515	89.41	09:26:21.000
8 -	1:19.162 (1)		90.00	09:27:40.162
9 -	1:19.174 (2)	0.012	89.98	09:28:59.336
10 -	1:19.781	0.619	89.30	09:30:19.117
11 -	1:19.818	0.656	89.26	09:31:38.935
12 -	1:20.884	1.722	88.08	09:32:59.819
13 -	1:20.065	0.903	88.98	09:34:19.884
14 -	1:21.093	1.931	87.85	09:35:40.977

### P10 78 Joe WALTON

LAP	LAP TIME	DIFF	MPH	TIME OF DAY
1 -	1:29.415	9.407	79.68	09:15:43.549
2 -	1:21.993	1.985	86.89	09:17:05.542
3 -	1:21.754	1.746	87.14	09:18:27.296
4 -	2:11.969	51.961	53.98	09:20:39.265
5 -	2:12.983	52.975	53.57	09:22:52.248
6 -	2:09.585	49.577	54.98	09:25:01.833
7 -	1:20.824 (2)	0.816	88.15	09:26:22.657
8 -	1:20.008 (1)		89.04	09:27:42.665
9 -	1:21.385	1.377	87.54	09:29:04.050
10 -	1:21.512	1.504	87.40	09:30:25.562
11 -	1:22.041	2.033	86.84	09:31:47.603
12 -	1:21.487	1.479	87.43	09:33:09.090
13 -	1:22.277	2.269	86.59	09:34:31.367
14 -	1:20.994 (3)	0.986	87.96	09:35:52.361

### P11 91 James HAGAN

LAP	LAP TIME	DIFF	MPH	TIME OF DAY
1 -	1:33.827	14.199	75.93	09:15:47.961
2 -	1:24.301	4.673	84.51	09:17:12.262
3 -	1:23.691	4.063	85.13	09:18:35.953
4 -	2:06.074	46.446	56.51	09:20:42.027
5 -	2:13.180	53.552	53.49	09:22:55.207
6 -	2:09.425	49.797	55.04	09:25:04.632
7 -	1:23.677	4.049	85.14	09:26:28.309
8 -	1:21.889	2.261	87.00	09:27:50.198
9 -	1:20.376 (3)	0.748	88.64	09:29:10.574
10 -	1:20.697	1.069	88.28	09:30:31.271
11 -	1:21.025	1.397	87.93	09:31:52.296
12 -	1:20.601	0.973	88.39	09:33:12.897

DIFF = Difference To Personal Best Lap

13 -	1:20.143 (2)	0.515	88.89	09:34:33.040
14 -	1:19.628 (1)		89.47	09:35:52.668

### P12 54 Paul CROSBIE

LAP	LAP TIME	DIFF	MPH	TIME OF DAY
1 -	1:30.109	9.552	79.06	09:15:44.243
2 -	1:22.849	2.292	85.99	09:17:07.092
3 -	1:23.376	2.819	85.45	09:18:30.468
4 -	2:09.753	49.196	54.90	09:20:40.221
5 -	2:12.783	52.226	53.65	09:22:53.004
6 -	2:10.620	50.063	54.54	09:25:03.624
7 -	1:25.111	4.554	83.71	09:26:28.735
8 -	1:21.869	1.312	87.02	09:27:50.604
9 -	1:20.917 (3)	0.360	88.04	09:29:11.521
10 -	1:20.696 (2)	0.139	88.28	09:30:32.217
11 -	1:28.623	8.066	80.39	09:32:00.840
12 -	1:21.150	0.593	87.79	09:33:21.990
13 -	1:22.044	1.487	86.83	09:34:44.034
14 -	1:20.557 (1)		88.44	09:36:04.591

### P13 55 Stephen MAWHINNEY

LAP	LAP TIME	DIFF	MPH	TIME OF DAY
1 -	1:29.212	8.188	79.86	09:15:43.346
2 -	1:21.848	0.824	87.04	09:17:05.194
3 -	1:22.725	1.701	86.12	09:18:27.919
4 -	2:11.925	50.901	54.00	09:20:39.844
5 -	2:12.834	51.810	53.63	09:22:52.678
6 -	2:10.238	49.214	54.70	09:25:02.916
7 -	1:26.096	5.072	82.75	09:26:29.012
8 -	1:23.588	2.564	85.23	09:27:52.600
9 -	1:21.608 (3)	0.584	87.30	09:29:14.208
10 -	1:21.487 (2)	0.463	87.43	09:30:35.695
11 -	1:23.067	2.043	85.76	09:31:58.762
12 -	1:22.878	1.854	85.96	09:33:21.640
13 -	1:22.698	1.674	86.15	09:34:44.338
14 -	1:21.024 (1)		87.93	09:36:05.362

### P14 21 Will ZANELLI

LAP	LAP TIME	DIFF	MPH	TIME OF DAY
1 -	1:34.200	13.316	75.63	09:15:48.334
2 -	1:25.917	5.033	82.92	09:17:14.251
3 -	1:25.938	5.054	82.90	09:18:40.189
4 -	2:03.367	42.483	57.75	09:20:43.556
5 -	2:12.705	51.821	53.68	09:22:56.261
6 -	2:09.844	48.960	54.87	09:25:06.105
7 -	1:23.922	3.038	84.89	09:26:30.027
8 -	1:23.168	2.284	85.66	09:27:53.195
9 -	1:23.127	2.243	85.70	09:29:16.322
10 -	1:22.880	1.996	85.96	09:30:39.202
11 -	1:22.965	2.081	85.87	09:32:02.167
12 -	1:21.950 (2)	1.066	86.93	09:33:24.117
13 -	1:21.993 (3)	1.109	86.89	09:34:46.110
14 -	1:20.884 (1)		88.08	09:36:06.994

### P15 28 Alan FINCHAM

LAP	LAP TIME	DIFF	MPH	TIME OF DAY
1 -	1:35.381	14.382	74.69	09:15:49.515
2 -	1:24.891	3.892	83.92	09:17:14.406
3 -	1:23.909	2.910	84.90	09:18:38.315
4 -	2:04.349	43.350	57.29	09:20:42.664
5 -	2:12.974	51.975	53.57	09:22:55.638

Weather / Track : Bright / Dry

Donington Park National  
Circuit Length = 1.9790 miles  
Start: 09:14 Flag 09:35 End: 09:36

# Classic Formula Ford

## RACE 3 - LAP ANALYSIS

DIFF = Difference To Personal Best Lap

6 -	2:09.308	48.309	55.09	09:25:04.946
7 -	1:24.098	3.099	84.71	09:26:29.044
8 -	1:24.093	3.094	84.72	09:27:53.137
9 -	1:23.453	2.454	85.37	09:29:16.590
10 -	1:22.945	1.946	85.89	09:30:39.535
11 -	1:23.015	2.016	85.82	09:32:02.550
12 -	1:21.928 (2)	0.929	86.96	09:33:24.478
13 -	1:22.217 (3)	1.218	86.65	09:34:46.695
14 -	<b>1:20.999 (1)</b>		<b>87.95</b>	<b>09:36:07.694</b>

### P16 69 Dave LOWE

LAP	LAP TIME	DIFF	MPH	TIME OF DAY
1 -	1:32.549	11.381	76.98	09:15:46.683
2 -	1:30.206	9.038	78.98	09:17:16.889
3 -	<b>1:24.486</b>	3.318	84.32	<b>09:18:41.375</b>
4 -	<b>2:05.209</b>	44.041	56.90	<b>09:20:46.584</b>
5 -	<b>2:13.134</b>	51.966	53.51	<b>09:22:59.718</b>
6 -	2:07.917	46.749	55.69	09:25:07.635
7 -	1:24.428	3.260	84.38	09:26:32.063
8 -	1:23.711	2.543	85.10	09:27:55.774
9 -	1:21.305 (3)	0.137	87.62	09:29:17.079
10 -	1:22.901	1.733	85.94	09:30:39.980
11 -	1:22.760	1.592	86.08	09:32:02.740
12 -	1:22.986	1.818	85.85	09:33:25.726
13 -	1:21.186 (2)	0.018	87.75	09:34:46.912
14 -	<b>1:21.168 (1)</b>		<b>87.77</b>	<b>09:36:08.080</b>

### P17 43 Richard YEOMANS

LAP	LAP TIME	DIFF	MPH	TIME OF DAY
1 -	1:36.260	15.030	74.01	09:15:50.394
2 -	1:25.797	4.567	83.04	09:17:16.191
3 -	<b>1:26.075</b>	4.845	82.77	<b>09:18:42.266</b>
4 -	<b>2:04.798</b>	43.568	57.08	<b>09:20:47.064</b>
5 -	<b>2:13.103</b>	51.873	53.52	<b>09:23:00.167</b>
6 -	2:07.921	46.691	55.69	09:25:08.088
7 -	1:24.642	3.412	84.17	09:26:32.730
8 -	1:23.478	2.248	85.34	09:27:56.208
9 -	1:22.117	0.887	86.76	09:29:18.325
10 -	1:22.112 (3)	0.882	86.76	09:30:40.437
11 -	1:22.724	1.494	86.12	09:32:03.161
12 -	1:22.979	1.749	85.86	09:33:26.140
13 -	<b>1:21.230 (1)</b>		<b>87.70</b>	<b>09:34:47.370</b>
14 -	1:21.846 (2)	0.616	87.04	09:36:09.216

### P18 47 Ben HADFIELD

LAP	LAP TIME	DIFF	MPH	TIME OF DAY
1 -	1:36.517	13.991	73.81	09:15:50.651
2 -	1:31.743	9.217	77.65	09:17:22.394
3 -	<b>1:27.862</b>	5.336	81.08	<b>09:18:50.256</b>
4 -	<b>1:58.042</b>	35.516	60.35	<b>09:20:48.298</b>
5 -	<b>2:13.167</b>	50.641	53.50	<b>09:23:01.465</b>
6 -	2:08.435	45.909	55.47	09:25:09.900
7 -	1:26.787	4.261	82.09	09:26:36.687
8 -	1:24.487	1.961	84.32	09:28:01.174
9 -	1:23.822	1.296	84.99	09:29:24.996
10 -	1:23.699	1.173	85.12	09:30:48.695
11 -	1:22.721 (2)	0.195	86.12	09:32:11.416
12 -	<b>1:22.526 (1)</b>		<b>86.33</b>	<b>09:33:33.942</b>
13 -	1:26.752	4.226	82.12	09:35:00.694
14 -	1:23.104 (3)	0.578	85.73	09:36:23.798

DIFF = Difference To Personal Best Lap

P19 77 Phil ATTWOOD				
LAP	LAP TIME	DIFF	MPH	TIME OF DAY
1 -	1:36.294	13.942	73.98	09:15:50.428
2 -	1:57.567	35.215	60.60	09:17:47.995
3 -	<b>1:29.736</b>	7.384	79.39	<b>09:19:17.731</b>
4 -	<b>1:31.847</b>	9.495	77.57	<b>09:20:49.578</b>
5 -	<b>2:12.214</b>	49.862	53.88	<b>09:23:01.792</b>
6 -	2:08.330	45.978	55.51	09:25:10.122
7 -	1:22.874 (2)	0.522	85.96	09:26:32.996
8 -	1:25.036	2.684	83.78	09:27:58.032
9 -	1:23.327	0.975	85.50	09:29:21.359
10 -	1:24.441	2.089	84.37	09:30:45.800
11 -	<b>1:22.352 (1)</b>		<b>86.51</b>	<b>09:32:08.152</b>
12 -	1:23.209 (3)	0.857	85.62	09:33:31.361
13 -	1:25.723	3.371	83.11	09:34:57.084
14 -	1:23.548	1.196	85.27	09:36:20.632

### P20 87 Ian JEARY

LAP	LAP TIME	DIFF	MPH	TIME OF DAY
1 -	1:32.984	12.228	76.62	09:15:47.118
2 -	1:24.410	3.654	84.40	09:17:11.528
3 -	<b>1:23.526</b>	2.770	85.29	<b>09:18:35.054</b>
4 -	<b>2:06.552</b>	45.796	56.29	<b>09:20:41.606</b>
5 -	<b>2:12.098</b>	51.342	53.93	<b>09:22:53.704</b>
6 -	2:10.318	49.562	54.67	09:25:04.022
7 -	1:24.846	4.090	83.97	09:26:28.868
8 -	1:22.665 (3)	1.909	86.18	09:27:51.533
9 -	1:21.052 (2)	0.296	87.90	09:29:12.585
10 -	<b>1:20.756 (1)</b>		<b>88.22</b>	<b>09:30:33.341</b>
11 -	1:25.409	4.653	83.41	09:31:58.750
12 -	1:32.906	12.150	76.68	09:33:31.656
13 -	1:42.486	21.730	69.51	09:35:14.142
14 -	1:25.906	5.150	82.93	09:36:40.048

### P21 60 Robin HASLAM

LAP	LAP TIME	DIFF	MPH	TIME OF DAY
1 -	1:35.356	11.484	74.71	09:15:49.490
2 -	1:26.077	2.205	82.77	09:17:15.567
3 -	<b>1:25.474</b>	1.602	83.35	<b>09:18:41.041</b>
4 -	<b>2:04.090</b>	40.218	57.41	<b>09:20:45.131</b>
5 -	<b>2:12.680</b>	48.808	53.69	<b>09:22:57.811</b>
6 -	2:09.226	45.354	55.13	09:25:07.037
7 -	1:25.427	1.555	83.40	09:26:32.464
8 -	1:24.912 (2)	1.040	83.90	09:27:57.376
9 -	<b>1:23.872 (1)</b>		<b>84.94</b>	<b>09:29:21.248</b>
10 -	1:42.036	18.164	69.82	09:31:03.284
11 -	1:25.330	1.458	83.49	09:32:28.614
12 -	1:25.322 (3)	1.450	83.50	09:33:53.936
13 -	1:27.269	3.397	81.64	09:35:21.205
14 -	1:25.455	1.583	83.37	09:36:46.660

### P22 99 Ben TINKLER

LAP	LAP TIME	DIFF	MPH	TIME OF DAY
1 -	2:05.019 P	47.263	56.98	09:16:19.153
2 -	8:55.757	7:38.001	13.29	09:25:14.910
3 -	1:19.042 (2)	1.286	90.13	09:26:33.952
4 -	1:20.838	3.082	88.13	09:27:54.790
5 -	1:19.672 (3)	1.916	89.42	09:29:14.462
6 -	<b>1:17.756 (1)</b>		<b>91.62</b>	<b>09:30:32.218</b>
7 -	1:20.581	2.825	88.41	09:31:52.799
8 -	1:30.951 P	13.195	78.33	09:33:23.750

Donington Park National  
Circuit Length = 1.9790 miles  
Start: 09:14 Flag 09:35 End: 09:36

Weather / Track : Bright / Dry

## Classic Formula Ford

### RACE 3 - LAP ANALYSIS

DIFF = Difference To Personal Best Lap

<b>P23 42 Paul BRITTEN</b>				
LAP	LAP TIME	DIFF	MPH	TIME OF DAY
1 -	1:28.675 (2)	7.477	80.34	09:15:42.809
2 -	<b>1:21.198 (1)</b>		<b>87.74</b>	<b>09:17:04.007</b>

<b>P24 141 George DITCHFIELD</b>				
LAP	LAP TIME	DIFF	MPH	TIME OF DAY
1 -	<b>1:27.906 (1)</b>		<b>81.04</b>	<b>09:15:42.040</b>
2 -	1:49.407 P	21.500	65.12	09:17:31.447

<b>P25 15 Matthew WRIGLEY</b>				
LAP	LAP TIME	DIFF	MPH	TIME OF DAY
1 -	<b>1:26.663 (1)</b>		<b>82.21</b>	<b>09:15:40.797</b>

<b>P26 73 Simon CLEWS</b>				
LAP	LAP TIME	DIFF	MPH	TIME OF DAY
1 -	<b>1:32.869 (1)</b>		<b>76.71</b>	<b>09:15:47.003</b>

# Classic Formula Ford

## RACE 3 - LAP CHART

LAP 1 @ 09:15:37.006			LAP 2 @ 09:16:55.376			LAP 3 @ 09:18:14.999			LAP 4 @ 09:20:30.825			LAP 5 @ 09:22:43.432		
NO	BEHIND	LAP TIME	NO	BEHIND	LAP TIME	NO	BEHIND	LAP TIME	NO	BEHIND	LAP TIME	NO	BEHIND	LAP TIME
10		1:22.872	10		1:18.370	10		1:19.623	10		2:15.826	10		2:12.607
39	1.447	1:24.319	49	2.931	1:18.712	49	3.362	1:20.054	49	0.734	2:13.198	49	0.870	2:12.743
49	2.589	1:25.461	39	3.132	1:20.055	3	3.755	1:20.147	3	1.516	2:13.587	3	1.629	2:12.720
11	2.854	1:25.726	3	3.231	1:18.693	39	4.256	1:20.747	39	2.889	2:14.459	39	2.951	2:12.669
3	2.908	1:25.780	11	4.207	1:19.723	8	5.408	1:20.686	8	3.807	2:14.225	8	3.659	2:12.459
8	3.351	1:26.223	8	4.345	1:19.364	11	6.124	1:21.540	11	4.874	2:14.576	11	4.854	2:12.587
61	3.621	1:26.493	61	4.924	1:19.673	61	6.389	1:21.088	61	5.513	2:14.950	61	5.582	2:12.676
15	3.791	1:26.663	27	5.621	1:19.727	27	6.728	1:20.730	27	6.538	2:15.636	27	6.566	2:12.635
27	4.264	1:27.136	13	7.286	1:20.185	13	8.744	1:21.081	13	7.493	2:14.575	13	8.303	2:13.417
141	5.034	1:27.906	42	8.631	1:21.198	78	12.297	1:21.754	78	8.440	2:11.969	78	8.816	2:12.983
13	5.471	1:28.343	55	9.818	1:21.848	55	12.920	1:22.725	55	9.019	2:11.925	55	9.246	2:12.834
42	5.803	1:28.675	78	10.166	1:21.993	54	15.469	1:23.376	54	9.396	2:09.753	54	9.572	2:12.783
55	6.340	1:29.212	54	11.716	1:22.849	87	20.055	1:23.526	87	10.781	2:06.552	87	10.272	2:12.098
78	6.543	1:29.415	87	16.152	1:24.410	91	20.954	1:23.691	91	11.202	2:06.074	91	11.775	2:13.180
54	7.237	1:30.109	91	16.886	1:24.301	28	23.316	1:23.909	28	11.839	2:04.349	28	12.206	2:12.974
69	9.677	1:32.549	21	18.875	1:25.917	21	25.190	1:25.938	21	12.731	2:03.367	21	12.829	2:12.705
73	9.997	1:32.869	28	19.030	1:24.891	60	26.042	1:25.474	60	14.306	2:04.090	60	14.379	2:12.680
87	10.112	1:32.984	60	20.191	1:26.077	69	26.376	1:24.486	69	15.759	2:05.209	69	16.286	2:13.134
91	10.955	1:33.827	43	20.815	1:25.797	43	27.267	1:26.075	43	16.239	2:04.798	43	16.735	2:13.103
21	11.328	1:34.200	69	21.513	1:30.206	47	35.257	1:27.862	47	17.473	1:58.042	47	18.033	2:13.167
60	12.484	1:35.356		27.018	1:31.743	77	1:02.732	1:29.736	77	18.753	1:31.847	77	18.360	2:12.214
28	12.509	1:35.381	141	36.071	1:49.407 P									
43	13.388	1:36.260	77	52.619	1:57.567									
77	13.422	1:36.294												
47	13.645	1:36.517												
99	42.147	2:05.019 P												

Weather / Track : Bright / Dry



# Classic Formula Ford

## RACE 3 - LAP CHART

LAP 6 @ 09:24:56.597			LAP 7 @ 09:26:17.023			LAP 8 @ 09:27:35.728			LAP 9 @ 09:28:54.774			LAP 10 @ 09:30:12.797			
NO	BEHIND	LAP TIME	NO	BEHIND	LAP TIME	NO	BEHIND	LAP TIME	NO	BEHIND	LAP TIME	NO	BEHIND	LAP TIME	
10		2:13.165	49		1:20.177	3		1:18.387	49		1:18.226	49		1:18.023	
49	0.249	2:12.544	3	0.318	1:19.649	10	0.743	1:18.657	3	0.739	1:19.785	3	0.689	1:17.973	
3	1.095	2:12.631	10	0.791	1:21.217	49	0.820	1:19.525	10	1.075	1:19.378	10	0.810	1:17.758	
39	1.618	2:11.832	39	1.170	1:19.978	39	1.003	1:18.538	39	1.251	1:19.294	39	1.717	1:18.489	
8	1.840	2:11.346	8	1.269	1:19.855	8	1.243	1:18.679				8	2.022	1:18.525	
11	2.470	2:10.781	11	1.389	1:19.345	61	2.104	1:18.928			1.960	1:18.902	61	2.256	1:18.319
61	2.991	2:10.574	61	1.881	1:19.316	11	2.414	1:19.730	27	3.135	1:19.428	27	3.254	1:18.142	
27	3.816	2:10.415	27	2.272	1:18.882	27	2.753	1:19.186	11	3.654	1:20.286	11	3.658	1:18.027	
13	4.726	2:09.588	13	3.977	1:19.677	13	4.434	1:19.162	13	4.562	1:19.174	13	6.320	1:19.781	
78	5.236	2:09.585	78	5.634	1:20.824	78	6.937	1:20.008	78	9.276	1:21.385	78	12.765	1:21.512	
55	6.319	2:10.238	91	11.286	1:23.677	91	14.470	1:21.889	91	15.800	1:20.376	91	18.474	1:20.697	
54	7.027	2:10.620	54	11.712	1:25.111	54	14.876	1:21.869	54	16.747	1:20.917	54	19.420	1:20.696	
87	7.425	2:10.318	87	11.845	1:24.846	87	15.805	1:22.665	87	17.811	1:21.052	99	4 Laps	1:17.756	
91	8.035	2:09.425	55	11.989	1:26.096	55	16.872	1:23.588	55	19.434	1:21.608	87	20.544	1:20.756	
28	8.349	2:09.308	28	12.021	1:24.098	28	17.409	1:24.093	99			55	22.898	1:21.487	
21	9.508	2:09.844	21	13.004	1:23.922	21	17.467	1:23.168	21	21.548	1:23.127	21	26.405	1:22.880	
60	10.440	2:09.226	69	15.040	1:24.428	99	4 Laps	1:20.838	28	21.816	1:23.453	28	26.738	1:22.945	
69	11.038	2:07.917	60	15.441	1:25.427	69	20.046	1:23.711	69	22.305	1:21.305	69	27.183	1:22.901	
43	11.491	2:07.921	43	15.707	1:24.642	43	20.480	1:23.478	43	23.551	1:22.117	43	27.640	1:22.112	
47	13.303	2:08.435	77	15.973	1:22.874	60	21.648	1:24.912	60	26.474	1:23.872	77	33.003	1:24.441	
77	13.525	2:08.330	99	4 Laps	1:19.042	77	22.304	1:25.036	77	26.585	1:23.327	47	35.898	1:23.699	
99	4 Laps	8:55.757	47	19.664	1:26.787	47	25.446	1:24.487	47	30.222	1:23.822	60	50.487	1:42.036	

Weather / Track : Bright / Dry

# Classic Formula Ford

## RACE 3 - LAP CHART

LAP 11 @ 09:31:30.749			LAP 12 @ 09:32:48.458			LAP 13 @ 09:34:05.798			LAP 14 @ 09:35:25.333		
NO	BEHIND	LAP TIME	NO	BEHIND	LAP TIME	NO	BEHIND	LAP TIME	NO	BEHIND	LAP TIME
49		1:17.952	49		1:17.709	49		1:17.340	49		1:19.535
3	0.890	1:18.153	3	0.325	1:17.144	3	0.188	1:17.203	3	0.116	1:19.463
10	1.045	1:18.187	10	0.682	1:17.346	10	0.477	1:17.135	10	0.269	1:19.327
39	1.459	1:17.694	39	1.163	1:17.413	39	1.664	1:17.841	39	0.566	1:18.437
8	2.407	1:18.337	8	2.994	1:18.296	8	4.489	1:18.835	8	4.018	1:19.064
61	2.863	1:18.559	61	3.604	1:18.450	61	5.092	1:18.828	61	4.501	1:18.944
27	3.869	1:18.567	11	5.185	1:18.882	11	6.163	1:18.318	11	4.684	1:18.056
11	4.012	1:18.306	27	5.801	1:19.641	27	7.284	1:18.823	27	6.660	1:18.911
13	8.186	1:19.818	13	11.361	1:20.884	13	14.086	1:20.065	13	15.644	1:21.093
78	16.854	1:22.041	78	20.632	1:21.487	78	25.569	1:22.277	78	27.028	1:20.994
91	21.547	1:21.025	91	24.439	1:20.601	91	27.242	1:20.143	91	27.335	1:19.628
99	4 Laps	1:20.581	55	33.182	1:22.878	54	38.236	1:22.044	54	39.258	1:20.557
87	28.001	1:25.409	54	33.532	1:21.150	55	38.540	1:22.698	55	40.029	1:21.024
55	28.013	1:23.067	99	4 Laps	1:30.951 P	21	40.312	1:21.993	21	41.661	1:20.884
54	30.091	1:28.623	21	35.659	1:21.950	28	40.897	1:22.217	28	42.361	1:20.999
21	31.418	1:22.965	28	36.020	1:21.928	69	41.114	1:21.186	69	42.747	1:21.168
28	31.801	1:23.015	69	37.268	1:22.986	43	41.572	1:21.230	43	43.883	1:21.846
69	31.991	1:22.760	43	37.682	1:22.979	77	51.286	1:25.723	77	55.299	1:23.548
43	32.412	1:22.724	77	42.903	1:23.209	47	54.896	1:26.752	47	58.465	1:23.104
77	37.403	1:22.352	87	43.198	1:32.906	87	1:08.344	1:42.486	87	1:14.715	1:25.906
47	40.667	1:22.721	47	45.484	1:22.526	60	1:15.407	1:27.269	60	1:21.327	1:25.455
60	57.865	1:25.330	60	1:05.478	1:25.322						

Weather / Track : Bright / Dry

# Classic Formula Ford

## RACE 3 - POSITION CHART

No	Name	Lap Pos	1	2	3	4	5	6	7	8	9	10	11	12	13	14
			39	HARVEY	1	10	10	10	10	10	10	49	3	49	49	49
10	HADFIELD	2	39	49	49	49	49	49	3	10	3	3	3	3	3	3
8	ARMSTRONG	3	49	39	3	3	3	3	10	49	10	10	10	10	10	10
11	JACKSON	4	11	3	39	39	39	39	39	39	39	39	39	39	39	39
3	MORRIS	5	3	11	8	8	8	8	8	8	8	8	8	8	8	8
15	WRIGLEY	6	8	8	11	11	11	11	11	61	61	61	61	61	61	61
99	TINKLER	7	61	61	61	61	61	61	61	11	27	27	27	11	11	11
61	MANSELL	8	15	27	27	27	27	27	27	27	11	11	11	27	27	27
49	HARRISON	9	27	13	13	13	13	13	13	13	13	13	13	13	13	13
78	WALTON	10	141	42	78	78	78	78	78	78	78	78	78	78	78	78
27	PEARCE	11	13	55	55	55	55	55	91	91	91	91	91	91	91	91
42	BRITTEN	12	42	78	54	54	54	54	54	54	54	54	87	55	54	54
55	MAWHINNEY	13	55	54	87	87	87	87	87	87	87	87	55	54	55	55
141	DITCHFIELD	14	78	87	91	91	91	91	55	55	55	55	54	21	21	21
13	KESTENBAUM	15	54	91	28	28	28	28	28	28	21	21	21	28	28	28
69	LOWE	16	69	21	21	21	21	21	21	21	28	28	28	69	69	69
21	ZANELLI	17	73	28	60	60	60	60	69	69	69	69	69	43	43	43
77	ATTWOOD	18	87	60	69	69	69	69	60	43	43	43	43	77	77	77
73	CLEWS	19	91	43	43	43	43	43	43	60	60	77	77	87	47	47
91	HAGAN	20	21	69	47	47	47	47	77	77	77	47	47	47	87	87
54	CROSBIE	21	60	47	77	77	77	77	47	47	47	60	60	60	60	60
47	HADFIELD	22	28	141	99	99	99	99	99	99	99					
60	HASLAM	23	43	77												
87	JEARY	24	77	99												
43	YEOMANS	25	47													
28	FINCHAM	26	99													

Weather / Track : Bright / Dry

Results can be found at [www.tsl-timing.com](http://www.tsl-timing.com)

Donington Park National  
 Circuit Length = 1.9790 miles  
 Start: 09:14 Flag 09:35 End: 09:36

Printed - 09:45 Sunday, 09 June 2019

# Classic Formula Ford

## RACE 3 - STATISTICS

**Competitors Started** 26  
**Planned Start** 2019-06-09 @ 09:10:00.000  
**Actual Start** 2019-06-09 @ 09:14:14.133  
**Finish Time** 2019-06-09 @ 09:35:23.867  
**Track Length** 1.9790mi.  
**Total Laps** 308  
**Total Distance Covered** 609.5527mi.

### Session Fastest Lap History

NO	CL	NAME	LAP TIME	TIME OF DAY	LAP	VEHICLE
10	B	Simon HADFIELD	1:22.872	09:15:37.018	1	Lotus 59
10	B	Simon HADFIELD	1:18.370	09:16:55.388	2	Lotus 59
49	A	Jordan HARRISON	1:18.226	09:28:54.787	9	LolaT540E
49	A	Jordan HARRISON	1:18.023	09:30:12.797	10	LolaT540E
3	A	Rick MORRIS	1:17.973	09:30:13.483	10	Royale RP29
10	B	Simon HADFIELD	1:17.758	09:30:13.607	10	Lotus 59
99	A	Ben TINKLER	1:17.756	09:30:32.302	6	Van Diemen RF80
39	A	Tim HARVEY	1:17.694	09:31:32.210	11	Van Dieman RF81
3	A	Rick MORRIS	1:17.144	09:32:48.777	12	Royale RP29
10	B	Simon HADFIELD	1:17.135	09:34:06.273	13	Lotus 59

### Session Leader History

NO	CL	NAME	FROM LAP	LAPS LED	DISTANCE	VEHICLE
10	B	Simon HADFIELD	1	6	11.83 miles	Lotus 59
49	A	Jordan HARRISON	7	1	1.97 miles	LolaT540E
3	A	Rick MORRIS	8	1	1.97 miles	Royale RP29
49	A	Jordan HARRISON	9	6	11.87 miles	LolaT540E

### Flag History

TYPE	TIME OF DAY
GREEN	09:14:14.133
SAFETY	09:17:59.406
GREEN	09:24:53.739
FINISH	09:35:23.867

### Flag Statistics

TYPE	COUNT	TOTAL LAPS	TOTAL TIME
Green	2	11	15:51.335
Red	0	0	0.000
Safety Car	1	3	6:54.333
FCY	0	0	0.000

Weather / Track : Bright / Dry

These results are provisional until the conclusion of any judicial and technical matters.

Donington Park National  
 Circuit Length = 1.9790 miles  
 Start: 09:14 Flag 09:35 End: 09:36

Clerk Of Course :	Timekeeper :
-------------------	--------------

# Classic Formula Ford

## RACE 3 - STATISTICS

CLASS : A

20 Starters

### Fastest Lap History

NO	NAME	LAP TIME	TIME OF DAY	LAP	VEHICLE
39	Tim HARVEY	1:24.319	09:15:38.460	1	Van Dieman RF81
49	Jordan HARRISON	1:18.712	09:16:58.315	2	LolaT540E
3	Rick MORRIS	1:18.693	09:16:58.607	2	Royale RP29
3	Rick MORRIS	1:18.387	09:27:35.732	8	Royale RP29
49	Jordan HARRISON	1:18.226	09:28:54.787	9	LolaT540E
49	Jordan HARRISON	1:18.023	09:30:12.797	10	LolaT540E
3	Rick MORRIS	1:17.973	09:30:13.483	10	Royale RP29
99	Ben TINKLER	1:17.756	09:30:32.302	6	Van Diemen RF80
39	Tim HARVEY	1:17.694	09:31:32.210	11	Van Dieman RF81
3	Rick MORRIS	1:17.144	09:32:48.777	12	Royale RP29

### Leader History

NO	NAME	FROM LAP	LAPS LED	DISTANCE	VEHICLE
39	Tim HARVEY	1	1	1.94 miles	Van Dieman RF81
49	Jordan HARRISON	2	6	11.87 miles	LolaT540E
3	Rick MORRIS	8	1	1.97 miles	Royale RP29
49	Jordan HARRISON	9	6	11.87 miles	LolaT540E

Weather / Track : Bright / Dry

These results are provisional until the conclusion of any judicial and technical matters.

Donington Park National  
Circuit Length = 1.9790 miles  
Start: 09:14 Flag 09:35 End: 09:36

Clerk Of Course :		Timekeeper :
-------------------	--	--------------

**Classic Formula Ford**  
**RACE 3 - STATISTICS**

**CLASS : B**

**6 Starters**

**Fastest Lap History**

NO	NAME	LAP TIME	TIME OF DAY	LAP	VEHICLE
10	Simon HADFIELD	1:22.872	09:15:37.018	1	Lotus 59
10	Simon HADFIELD	1:18.370	09:16:55.388	2	Lotus 59
10	Simon HADFIELD	1:17.758	09:30:13.607	10	Lotus 59
10	Simon HADFIELD	1:17.346	09:32:49.138	12	Lotus 59
10	Simon HADFIELD	1:17.135	09:34:06.273	13	Lotus 59

**Leader History**

NO	NAME	FROM LAP	LAPS LED	DISTANCE	VEHICLE
10	Simon HADFIELD	1	14	27.66 miles	Lotus 59

**Weather / Track : Bright / Dry**


**These results are provisional until the conclusion of any judicial and technical matters.**

Donington Park National  
Circuit Length = 1.9790 miles  
Start: 09:14 Flag 09:35 End: 09:36

Clerk Of Course :		Timekeeper :
-------------------	--	--------------

# Classic Formula Ford

## RACE 8 - GRID (20 minutes)

ROW 13	25	<b>73</b> Simon CLEWS	26	<b>49</b> Mark HARRISON	
ROW 12		23	<b>141</b> George DITCHFIELD	24	<b>15</b> Matthew WRIGLEY
ROW 11	21	<b>99</b> Ben TINKLER	22	<b>42</b> Paul BRITTEN	
ROW 10		19	<b>87</b> Ian JEARY	20	<b>60</b> Robin HASLAM
ROW 9	17	<b>47</b> Ben HADFIELD	18	<b>77</b> Phil ATTWOOD	
ROW 8		15	<b>69</b> Dave LOWE	16	<b>43</b> Richard YEOMANS
ROW 7	13	<b>21</b> Will ZANELLI	14	<b>28</b> Alan FINCHAM	
ROW 6		11	<b>54</b> Paul CROSBIE	12	<b>55</b> Stephen MAWHINNEY
ROW 5	9	<b>78</b> Joe WALTON	10	<b>91</b> James HAGAN	
ROW 4		7	<b>27</b> Steve PEARCE	8	<b>13</b> Stuart KESTENBAUM
ROW 3	5	<b>61</b> Kevin MANSELL	6	<b>11</b> Simon JACKSON	
ROW 2		3	<b>39</b> Tim HARVEY	4	<b>8</b> Mark ARMSTRONG
ROW 1	1	<b>3</b> Rick MORRIS	2	<b>10</b> Simon HADFIELD	
<b>Pole</b>					
					

Donington Park National  
Circuit Length = 1.9790 miles

**These results are provisional until the conclusion of any judicial and technical matters.**

Clerk Of Course :	Steward :	Timekeeper :
-------------------	-----------	--------------

# Classic Formula Ford

## RACE 8 - CLASSIFICATION

POS	NO	CL	PIC NAME	ENTRY	LAPS	TIME	GAP	DIFF	MPH	BEST	ON
1	10	B	1 Simon HADFIELD	Lotus 59	13	20:07.215			76.60	1:18.156	6
2	39	A	1 Tim HARVEY	Van Dieman RF81	13	20:08.831	1.616	1.616	76.50	1:17.949	9
3	11	A	2 Simon JACKSON	Javelin	13	20:10.050	2.835	1.219	76.42	1:18.158	4
4	61	A	3 Kevin MANSELL	Crossle 32F	13	20:10.730	3.515	0.680	76.38	1:18.422	9
5	3*	A	4 Rick MORRIS	Royale RP29	13	20:12.653	5.438	1.923	76.26	1:17.886	5
6	15	B	2 Matthew WRIGLEY	Merlyn MK11A /20	13	20:13.061	5.846	0.408	76.24	1:17.964	6
7	8*	A	5 Mark ARMSTRONG	Van Diemen RF80	13	20:14.303	7.088	1.242	76.16	1:17.858	7
8	13	B	3 Stuart KESTENBAUM	Crossle 16F	13	20:14.416	7.201	0.113	76.15	1:19.490	9
9	78	A	6 Joe WALTON	Crossle 25F	13	20:14.928	7.713	0.512	76.12	1:18.952	9
10	27	A	7 Steve PEARCE	Van Diemen RF81	13	20:15.591	8.376	0.663	76.08	1:19.023	9
11	91*	A	8 James HAGAN	Crossle 32F	13	20:16.395	9.180	0.804	76.03	1:20.242	5
12	42	A	9 Paul BRITTEN	PRS 81F	13	20:17.816	10.601	1.421	75.94	1:20.026	8
13	28	A	10 Alan FINCHAM	Van Dieman RF80	13	20:18.113	10.898	0.297	75.92	1:20.414	8
14	54	A	11 Paul CROSBIE	Van Dieman RF80	13	20:18.288	11.073	0.175	75.91	1:19.834	8
15	55	A	12 Stephen MAWHINNEY	Crossle 32F	13	20:21.583	14.368	3.295	75.70	1:21.116	2
16	69	B	4 Dave LOWE	Lotus 69	13	20:22.129	14.914	0.546	75.67	1:21.238	8
17	87	B	5 Ian JEARY	Dulon LD9	13	20:22.579	15.364	0.450	75.64	1:21.092	8
18	21	A	13 Will ZANELLI	Van Dieman RF80	13	20:23.388	16.173	0.809	75.59	1:21.197	9
19	77	A	14 Phil ATTWOOD	Crossle 32F	13	20:23.482	16.267	0.094	75.59	1:21.426	9
20	73	A	15 Simon CLEWS	Royale RP24	13	20:24.485	17.270	1.003	75.52	1:20.263	9
21	47	A	16 Ben HADFIELD	Van Dieman RF78	13	20:25.923	18.708	1.438	75.44	1:22.411	4
22	43	A	17 Richard YEOMANS	Crossle 25F	12	20:11.197	1 Lap	1 Lap	70.47	1:24.584	8

### NOT CLASSIFIED

DNF	49	A	Jordan HARRISON	LolaT540E	12	17:39.371	1 Lap		80.57	1:19.961	5
DNF	99	A	Ben TINKLER	Van Diemen RF80	9	11:50.542	4 Laps	3 Laps	90.05	1:17.314	7
DNF	60	B	Robin HASLAM	Alexis MK15	8	11:45.642	5 Laps	1 Lap	80.58	1:25.692	8
DNF	141	A	George DITCHFIELD	Van Dieman RF78	3	5:17.377	10 Laps	5 Laps	66.91	1:23.414	2

### FASTEST LAP

99	A	Ben TINKLER	Van Diemen RF80	7	1:17.314	92.15 mph	148.30 kph
15	B	Matthew WRIGLEY	Merlyn MK11A /20	6	1:17.964	91.38 mph	147.06 kph

\* Car 91 -- Transponder STILL not working.

\* Cars 3 & 8 - 5 second penalty - exceeding track limits

Weather / Track : Cloudy / Dry

These results are provisional until the conclusion of any judicial and technical matters.

Donington Park National  
Circuit Length = 1.9790 miles  
Start: 14:10 Flag 14:30 End: 14:30

Clerk Of Course :	Steward :	Timekeeper :
-------------------	-----------	--------------



# Classic Formula Ford

## RACE 8 - LAP ANALYSIS

DIFF = Difference To Personal Best Lap

P1 10 Simon HADFIELD				
LAP	LAP TIME	DIFF	MPH	TIME OF DAY
1 -	1:23.329	5.173	85.49	14:11:46.319
2 -	1:18.302 (2)	0.146	90.98	14:13:04.621
3 -	1:18.510	0.354	90.74	14:14:23.131
4 -	1:18.482	0.326	90.78	14:15:41.613
5 -	1:18.363 (3)	0.207	90.91	14:16:59.976
6 -	<b>1:18.156 (1)</b>		<b>91.15</b>	<b>14:18:18.132</b>
7 -	1:18.363 (3)	0.207	90.91	14:19:36.495
8 -	1:18.775	0.619	90.44	14:20:55.270
9 -	1:18.713	0.557	90.51	14:22:13.983
10 -	1:22.136	3.980	86.74	14:23:36.119
11 -	1:31.051	12.895	78.24	14:25:07.170
12 -	2:36.315	1:18.159	45.57	14:27:43.485
13 -	2:46.720	1:28.564	42.73	14:30:30.205

P2 39 Tim HARVEY				
LAP	LAP TIME	DIFF	MPH	TIME OF DAY
1 -	1:24.206	6.257	84.60	14:11:47.196
2 -	1:19.029	1.080	90.15	14:13:06.225
3 -	1:19.137	1.188	90.02	14:14:25.362
4 -	1:19.020	1.071	90.16	14:15:44.382
5 -	1:19.035	1.086	90.14	14:17:03.417
6 -	1:19.857	1.908	89.21	14:18:23.274
7 -	1:18.291 (2)	0.342	91.00	14:19:41.565
8 -	1:18.523 (3)	0.574	90.73	14:21:00.088
9 -	<b>1:17.949 (1)</b>		<b>91.40</b>	<b>14:22:18.037</b>
10 -	1:19.426	1.477	89.70	14:23:37.463
11 -	1:31.828	13.879	77.58	14:25:09.291
12 -	2:36.616	1:18.667	45.49	14:27:45.907
13 -	2:45.914	1:27.965	42.94	14:30:31.821

P3 11 Simon JACKSON				
LAP	LAP TIME	DIFF	MPH	TIME OF DAY
1 -	1:25.540	7.382	83.28	14:11:48.530
2 -	1:19.054	0.896	90.12	14:13:07.584
3 -	1:20.603	2.445	88.39	14:14:28.187
4 -	<b>1:18.158 (1)</b>		<b>91.15</b>	<b>14:15:46.345</b>
5 -	1:18.835	0.677	90.37	14:17:05.180
6 -	1:18.852	0.694	90.35	14:18:24.032
7 -	1:19.165	1.007	89.99	14:19:43.197
8 -	1:18.548 (3)	0.390	90.70	14:21:01.745
9 -	1:18.475 (2)	0.317	90.78	14:22:20.220
10 -	1:18.857	0.699	90.34	14:23:39.077
11 -	1:31.914	13.756	77.51	14:25:10.991
12 -	2:36.122	1:17.964	45.63	14:27:47.113
13 -	2:45.927	1:27.769	42.93	14:30:33.040

P4 61 Kevin MANSELL				
LAP	LAP TIME	DIFF	MPH	TIME OF DAY
1 -	1:24.639	6.217	84.17	14:11:47.629
2 -	1:19.319	0.897	89.82	14:13:06.948
3 -	1:19.364	0.942	89.77	14:14:26.312
4 -	1:19.396	0.974	89.73	14:15:45.708
5 -	1:19.730	1.308	89.35	14:17:05.438
6 -	1:18.797	0.375	90.41	14:18:24.235
7 -	1:20.300	1.878	88.72	14:19:44.535
8 -	1:18.745 (3)	0.323	90.47	14:21:03.280
9 -	<b>1:18.422 (1)</b>		<b>90.85</b>	<b>14:22:21.702</b>
10 -	1:18.652 (2)	0.230	90.58	14:23:40.354
11 -	1:31.862	13.440	77.55	14:25:12.216

DIFF = Difference To Personal Best Lap

12 -	2:35.479	1:17.057	45.82	14:27:47.695
13 -	2:46.025	1:27.603	42.91	14:30:33.720

P5 3 Rick MORRIS				
LAP	LAP TIME	DIFF	MPH	TIME OF DAY
1 -	1:25.259	7.373	83.56	14:11:48.249
2 -	1:18.709	0.823	90.51	14:13:06.958
3 -	1:20.875	2.989	88.09	14:14:27.833
4 -	1:18.163 (3)	0.277	91.15	14:15:45.996
5 -	<b>1:17.886 (1)</b>		<b>91.47</b>	<b>14:17:03.882</b>
6 -	1:18.527	0.641	90.72	14:18:22.409
7 -	1:18.688	0.802	90.54	14:19:41.097
8 -	1:18.817	0.931	90.39	14:20:59.914
9 -	1:17.926 (2)	0.040	91.42	14:22:17.840
10 -	1:19.370	1.484	89.76	14:23:37.210
11 -	1:30.667	12.781	78.58	14:25:07.877
12 -	2:36.426	1:18.540	45.54	14:27:44.303
13 -	2:46.340	1:28.454	42.83	14:30:30.643

P6 15 Matthew WRIGLEY				
LAP	LAP TIME	DIFF	MPH	TIME OF DAY
1 -	1:32.646	14.682	76.90	14:11:55.636
2 -	1:20.607	2.643	88.38	14:13:16.243
3 -	1:18.915	0.951	90.28	14:14:35.158
4 -	1:18.775	0.811	90.44	14:15:53.933
5 -	1:18.569 (2)	0.605	90.68	14:17:12.502
6 -	<b>1:17.964 (1)</b>		<b>91.38</b>	<b>14:18:30.466</b>
7 -	1:19.371	1.407	89.76	14:19:49.837
8 -	1:19.627	1.663	89.47	14:21:09.464
9 -	1:18.681 (3)	0.717	90.55	14:22:28.145
10 -	1:19.025	1.061	90.15	14:23:47.170
11 -	1:28.375	10.411	80.61	14:25:15.545
12 -	2:34.085	1:16.121	46.23	14:27:49.630
13 -	2:46.421	1:28.457	42.81	14:30:36.051

P7 8 Mark ARMSTRONG				
LAP	LAP TIME	DIFF	MPH	TIME OF DAY
1 -	1:24.274	6.416	84.54	14:11:47.264
2 -	1:19.151	1.293	90.01	14:13:06.415
3 -	1:19.017	1.159	90.16	14:14:25.432
4 -	1:20.015	2.157	89.04	14:15:45.447
5 -	1:18.650	0.792	90.58	14:17:04.097
6 -	1:18.725	0.867	90.50	14:18:22.822
7 -	<b>1:17.858 (1)</b>		<b>91.50</b>	<b>14:19:40.680</b>
8 -	1:18.513 (2)	0.655	90.74	14:20:59.193
9 -	1:18.636 (3)	0.778	90.60	14:22:17.829
10 -	1:19.815	1.957	89.26	14:23:37.644
11 -	1:32.127	14.269	77.33	14:25:09.771
12 -	2:36.550	1:18.692	45.51	14:27:46.321
13 -	2:45.972	1:28.114	42.92	14:30:32.293

P8 13 Stuart KESTENBAUM				
LAP	LAP TIME	DIFF	MPH	TIME OF DAY
1 -	1:26.675	7.185	82.19	14:11:49.665
2 -	1:20.067	0.577	88.98	14:13:09.732
3 -	1:19.778 (2)	0.288	89.30	14:14:29.510
4 -	1:19.922	0.432	89.14	14:15:49.432
5 -	1:20.282	0.792	88.74	14:17:09.714
6 -	1:19.790 (3)	0.300	89.29	14:18:29.504
7 -	1:20.112	0.622	88.93	14:19:49.616
8 -	1:20.196	0.706	88.84	14:21:09.812

Weather / Track : Cloudy / Dry

Donington Park National  
Circuit Length = 1.9790 miles  
Start: 14:10 Flag 14:30 End: 14:30

# Classic Formula Ford

## RACE 8 - LAP ANALYSIS

DIFF = Difference To Personal Best Lap

9 -	<b>1:19.490 (1)</b>		<b>89.62</b>	<b>14:22:29.302</b>
10 -	1:19.808	0.318	89.27	14:23:49.110
11 -	1:26.950	7.460	81.93	14:25:16.060
12 -	2:34.887	1:15.397	45.99	14:27:50.947
13 -	2:46.459	1:26.969	42.80	14:30:37.406

### P9 78 Joe WALTON

LAP	LAP TIME	DIFF	MPH	TIME OF DAY
1 -	1:25.862	6.910	82.97	14:11:48.852
2 -	1:20.053	1.101	88.99	14:13:08.905
3 -	1:20.260	1.308	88.76	14:14:29.165
4 -	1:20.333	1.381	88.68	14:15:49.498
5 -	1:20.509	1.557	88.49	14:17:10.007
6 -	1:19.648 (3)	0.696	89.45	14:18:29.655
7 -	1:22.169	3.217	86.70	14:19:51.824
8 -	1:19.719	0.767	89.37	14:21:11.543
9 -	<b>1:18.952 (1)</b>		<b>90.24</b>	<b>14:22:30.495</b>
10 -	1:19.640 (2)	0.688	89.46	14:23:50.135
11 -	1:26.529	7.577	82.33	14:25:16.664
12 -	2:34.997	1:16.045	45.96	14:27:51.661
13 -	2:46.257	1:27.305	42.85	14:30:37.918

### P10 27 Steve PEARCE

LAP	LAP TIME	DIFF	MPH	TIME OF DAY
1 -	1:26.751	7.728	82.12	14:11:49.741
2 -	1:20.237	1.214	88.79	14:13:09.978
3 -	1:19.837 (3)	0.814	89.23	14:14:29.815
4 -	1:19.916	0.893	89.15	14:15:49.731
5 -	1:20.836	1.813	88.13	14:17:10.567
6 -	1:19.382 (2)	0.359	89.75	14:18:29.949
7 -	1:22.100	3.077	86.78	14:19:52.049
8 -	1:20.090	1.067	88.95	14:21:12.139
9 -	<b>1:19.023 (1)</b>		<b>90.15</b>	<b>14:22:31.162</b>
10 -	1:20.379	1.356	88.63	14:23:51.541
11 -	1:31.623	12.600	77.76	14:25:23.164
12 -	2:30.937	1:11.914	47.20	14:27:54.101
13 -	2:44.480	1:25.457	43.31	14:30:38.581

### P11 91 James HAGAN

LAP	LAP TIME	DIFF	MPH	TIME OF DAY
1 -	1:30.490	10.248	78.73	14:11:53.480
2 -	1:20.319 (2)	0.077	88.70	14:13:13.799
3 -	1:21.081	0.839	87.87	14:14:34.880
4 -	1:20.488	0.246	88.51	14:15:55.368
5 -	<b>1:20.242 (1)</b>		<b>88.78</b>	<b>14:17:15.610</b>
6 -	1:20.764	0.522	88.21	14:18:36.374
7 -	1:20.775	0.533	88.20	14:19:57.149
8 -	1:22.900	2.658	85.94	14:21:20.049
9 -	1:21.072	0.830	87.88	14:22:41.121
10 -	1:20.396 (3)	0.154	88.61	14:24:01.517
11 -	1:22.747	2.505	86.10	14:25:24.264
12 -	2:31.113	1:10.871	47.14	14:27:55.377
13 -	2:44.008	1:23.766	43.44	14:30:39.385

### P12 42 Paul BRITTEN

LAP	LAP TIME	DIFF	MPH	TIME OF DAY
1 -	1:32.358	12.332	77.14	14:11:55.348
2 -	1:21.861	1.835	87.03	14:13:17.209
3 -	1:21.728	1.702	87.17	14:14:38.937
4 -	1:21.090	1.064	87.86	14:16:00.027
5 -	1:20.764	0.738	88.21	14:17:20.791

DIFF = Difference To Personal Best Lap

6 -	1:20.317 (2)	0.291	88.70	14:18:41.108
7 -	1:20.577 (3)	0.551	88.42	14:20:01.685
8 -	<b>1:20.026 (1)</b>		<b>89.02</b>	<b>14:21:21.711</b>
9 -	1:21.182	1.156	87.76	14:22:42.893
10 -	1:20.748	0.722	88.23	14:24:03.641
11 -	1:25.891	5.865	82.94	14:25:29.532
12 -	2:28.732	1:08.706	47.90	14:27:58.264
13 -	2:42.542	1:22.516	43.83	14:30:40.806

### P13 28 Alan FINCHAM

LAP	LAP TIME	DIFF	MPH	TIME OF DAY
1 -	1:30.605	10.191	78.63	14:11:53.595
2 -	1:21.195	0.781	87.74	14:13:14.790
3 -	1:21.365	0.951	87.56	14:14:36.155
4 -	1:21.408	0.994	87.51	14:15:57.563
5 -	1:21.049	0.635	87.90	14:17:18.612
6 -	1:20.917 (3)	0.503	88.04	14:18:39.529
7 -	1:20.771 (2)	0.357	88.20	14:20:00.300
8 -	<b>1:20.414 (1)</b>		<b>88.59</b>	<b>14:21:20.714</b>
9 -	1:21.146	0.732	87.80	14:22:41.860
10 -	1:22.191	1.777	86.68	14:24:04.051
11 -	1:25.838	5.424	83.00	14:25:29.889
12 -	2:29.015	1:08.601	47.81	14:27:58.904
13 -	2:42.199	1:21.785	43.92	14:30:41.103

### P14 54 Paul CROSBIE

LAP	LAP TIME	DIFF	MPH	TIME OF DAY
1 -	1:31.255	11.421	78.07	14:11:54.245
2 -	1:22.761	2.927	86.08	14:13:17.006
3 -	1:19.960 (2)	0.126	89.10	14:14:36.966
4 -	1:21.690	1.856	87.21	14:15:58.656
5 -	1:20.521 (3)	0.687	88.48	14:17:19.177
6 -	1:21.475	1.641	87.44	14:18:40.652
7 -	1:20.638	0.804	88.35	14:20:01.290
8 -	<b>1:19.834 (1)</b>		<b>89.24</b>	<b>14:21:21.124</b>
9 -	1:22.811	2.977	86.03	14:22:43.935
10 -	1:21.465	1.631	87.45	14:24:05.400
11 -	1:24.812	4.978	84.00	14:25:30.212
12 -	2:30.196	1:10.362	47.43	14:28:00.408
13 -	2:40.870	1:21.036	44.28	14:30:41.278

### P15 55 Stephen MAWHINNEY

LAP	LAP TIME	DIFF	MPH	TIME OF DAY
1 -	1:28.466	7.350	80.53	14:11:51.456
2 -	<b>1:21.116 (1)</b>		<b>87.83</b>	<b>14:13:12.572</b>
3 -	1:22.463	1.347	86.39	14:14:35.035
4 -	1:23.176	2.060	85.65	14:15:58.211
5 -	1:23.689	2.573	85.13	14:17:21.900
6 -	1:21.385 (2)	0.269	87.54	14:18:43.285
7 -	1:22.856	1.740	85.98	14:20:06.141
8 -	1:22.173	1.057	86.70	14:21:28.314
9 -	1:22.138 (3)	1.022	86.73	14:22:50.452
10 -	1:23.885	2.769	84.93	14:24:14.337
11 -	1:23.550	2.434	85.27	14:25:37.887
12 -	2:23.803	1:02.687	49.54	14:28:01.690
13 -	2:42.883	1:21.767	43.74	14:30:44.573

### P16 69 Dave LOWE

LAP	LAP TIME	DIFF	MPH	TIME OF DAY
1 -	1:32.498	11.260	77.02	14:11:55.488
2 -	1:23.437	2.199	85.38	14:13:18.925

Weather / Track : Cloudy / Dry

Donington Park National  
Circuit Length = 1.9790 miles  
Start: 14:10 Flag 14:30 End: 14:30

# Classic Formula Ford

## RACE 8 - LAP ANALYSIS

DIFF = Difference To Personal Best Lap

3 -	1:24.086	2.848	84.73	14:14:43.011
4 -	1:23.294	2.056	85.53	14:16:06.305
5 -	1:22.835	1.597	86.01	14:17:29.140
6 -	1:23.322	2.084	85.50	14:18:52.462
7 -	1:21.682 (2)	0.444	87.22	14:20:14.144
<b>8 -</b>	<b>1:21.238 (1)</b>		<b>87.70</b>	<b>14:21:35.382</b>
9 -	1:21.804 (3)	0.566	87.09	14:22:57.186
10 -	1:23.110	1.872	85.72	14:24:20.296
11 -	1:25.664	4.426	83.16	14:25:45.960
12 -	2:16.306	55.068	52.26	14:28:02.266
13 -	2:42.853	1:21.615	43.74	14:30:45.119

### P17 87 Ian JEARY

LAP	LAP TIME	DIFF	MPH	TIME OF DAY
1 -	1:32.975	11.883	76.62	14:11:55.965
2 -	1:23.131	2.039	85.70	14:13:19.096
3 -	1:23.823	2.731	84.99	14:14:42.919
4 -	1:23.783	2.691	85.03	14:16:06.702
5 -	1:23.184	2.092	85.64	14:17:29.886
6 -	1:23.382	2.290	85.44	14:18:53.268
7 -	1:21.525 (2)	0.433	87.39	14:20:14.793
<b>8 -</b>	<b>1:21.092 (1)</b>		<b>87.85</b>	<b>14:21:35.885</b>
9 -	1:21.553 (3)	0.461	87.36	14:22:57.438
10 -	1:23.593	2.501	85.23	14:24:21.031
11 -	1:25.284	4.192	83.54	14:25:46.315
12 -	2:16.473	55.381	52.20	14:28:02.788
13 -	2:42.781	1:21.689	43.76	14:30:45.569

### P18 21 Will ZANELLI

LAP	LAP TIME	DIFF	MPH	TIME OF DAY
1 -	1:31.463	10.266	77.89	14:11:54.453
2 -	1:23.957	2.760	84.86	14:13:18.410
3 -	1:24.148	2.951	84.66	14:14:42.558
4 -	1:23.085	1.888	85.75	14:16:05.643
5 -	1:23.843	2.646	84.97	14:17:29.486
6 -	1:23.867	2.670	84.95	14:18:53.353
7 -	1:22.626	1.429	86.22	14:20:15.979
8 -	1:22.433 (3)	1.236	86.42	14:21:38.412
<b>9 -</b>	<b>1:21.197 (1)</b>		<b>87.74</b>	<b>14:22:59.609</b>
10 -	1:22.207 (2)	1.010	86.66	14:24:21.816
11 -	1:25.546	4.349	83.28	14:25:47.362
12 -	2:17.455	56.258	51.83	14:28:04.817
13 -	2:41.561	1:20.364	44.09	14:30:46.378

### P19 77 Phil ATTWOOD

LAP	LAP TIME	DIFF	MPH	TIME OF DAY
1 -	1:34.791	13.365	75.16	14:11:57.781
2 -	1:24.170	2.744	84.64	14:13:21.951
3 -	1:23.277	1.851	85.55	14:14:45.228
4 -	1:22.104 (2)	0.678	86.77	14:16:07.332
5 -	1:23.533	2.107	85.29	14:17:30.865
6 -	1:23.079	1.653	85.75	14:18:53.944
7 -	1:22.386 (3)	0.960	86.47	14:20:16.330
8 -	1:22.577	1.151	86.27	14:21:38.907
<b>9 -</b>	<b>1:21.426 (1)</b>		<b>87.49</b>	<b>14:23:00.333</b>
10 -	1:22.719	1.293	86.13	14:24:23.052
11 -	1:25.273	3.847	83.55	14:25:48.325
12 -	2:16.762	55.336	52.09	14:28:05.087
13 -	2:41.385	1:19.959	44.14	14:30:46.472

DIFF = Difference To Personal Best Lap

P20 73 Simon CLEWS				
LAP	LAP TIME	DIFF	MPH	TIME OF DAY
1 -	1:35.622	15.359	74.50	14:11:58.612
2 -	1:24.975	4.712	83.84	14:13:23.587
3 -	1:22.357 (3)	2.094	86.50	14:14:45.944
4 -	1:21.906 (2)	1.643	86.98	14:16:07.850
5 -	1:24.775	4.512	84.04	14:17:32.625
6 -	1:22.978	2.715	85.86	14:18:55.603
7 -	1:22.598	2.335	86.25	14:20:18.201
8 -	1:22.655	2.392	86.19	14:21:40.856
<b>9 -</b>	<b>1:20.263 (1)</b>		<b>88.76</b>	<b>14:23:01.119</b>
10 -	1:22.566	2.303	86.29	14:24:23.685
11 -	1:25.660	5.397	83.17	14:25:49.345
12 -	2:16.300	56.037	52.27	14:28:05.645
13 -	2:41.830	1:21.567	44.02	14:30:47.475

### P21 47 Ben HADFIELD

LAP	LAP TIME	DIFF	MPH	TIME OF DAY
1 -	1:34.394	11.983	75.47	14:11:57.384
2 -	1:23.938	1.527	84.87	14:13:21.322
3 -	1:24.948	2.537	83.87	14:14:46.270
<b>4 -</b>	<b>1:22.411 (1)</b>		<b>86.45</b>	<b>14:16:08.681</b>
5 -	1:23.743	1.332	85.07	14:17:32.424
6 -	1:23.086	0.675	85.75	14:18:55.510
7 -	1:22.580 (2)	0.169	86.27	14:20:18.090
8 -	1:22.828	0.417	86.01	14:21:40.918
9 -	1:23.395	0.984	85.43	14:23:04.313
10 -	1:23.594	1.183	85.22	14:24:27.907
11 -	1:22.677 (3)	0.266	86.17	14:25:50.584
12 -	2:16.340	53.929	52.25	14:28:06.924
13 -	2:41.989	1:19.578	43.98	14:30:48.913

### P22 43 Richard YEOMANS

LAP	LAP TIME	DIFF	MPH	TIME OF DAY
1 -	1:34.960	10.376	75.02	14:11:57.950
2 -	1:31.409	6.825	77.94	14:13:29.359
3 -	1:29.688	5.104	79.43	14:14:59.047
4 -	1:26.418	1.834	82.44	14:16:25.465
5 -	1:25.341 (3)	0.757	83.48	14:17:50.806
6 -	1:25.124 (2)	0.540	83.69	14:19:15.930
7 -	1:28.545	3.961	80.46	14:20:44.475
<b>8 -</b>	<b>1:24.584 (1)</b>		<b>84.23</b>	<b>14:22:09.059</b>
9 -	1:31.553	6.969	77.81	14:23:40.612
10 -	1:32.536	7.952	76.99	14:25:13.148
11 -	2:35.093	1:10.509	45.93	14:27:48.241
12 -	2:45.946	1:21.362	42.93	14:30:34.187

### P23 49 Jordan HARRISON

LAP	LAP TIME	DIFF	MPH	TIME OF DAY
1 -	1:32.777	12.816	76.79	14:11:55.767
2 -	1:21.837	1.876	87.05	14:13:17.604
3 -	1:20.377 (3)	0.416	88.64	14:14:37.981
4 -	1:20.463	0.502	88.54	14:15:58.444
<b>5 -</b>	<b>1:19.961 (1)</b>		<b>89.10</b>	<b>14:17:18.405</b>
6 -	1:20.794	0.833	88.18	14:18:39.199
7 -	1:20.112 (2)	0.151	88.93	14:19:59.311
8 -	1:21.288	1.327	87.64	14:21:20.599
9 -	1:21.230	1.269	87.70	14:22:41.829
10 -	1:21.603	1.642	87.30	14:24:03.432
11 -	1:25.453	5.492	83.37	14:25:28.885
12 -	2:33.476 P	1:13.515	46.42	14:28:02.361

Donington Park National  
Circuit Length = 1.9790 miles  
Start: 14:10 Flag 14:30 End: 14:30

Weather / Track : Cloudy / Dry

# Classic Formula Ford

## RACE 8 - LAP ANALYSIS

DIFF = Difference To Personal Best Lap

<b>P24 99 Ben TINKLER</b>				
LAP	LAP TIME	DIFF	MPH	TIME OF DAY
1 -	1:27.288	9.974	81.62	14:11:50.278
2 -	1:18.720	1.406	90.50	14:13:08.998
3 -	1:18.059	0.745	91.27	14:14:27.057
4 -	1:17.499 <b>(2)</b>	0.185	91.93	14:15:44.556
5 -	1:17.779	0.465	91.60	14:17:02.335
6 -	1:17.548 <b>(3)</b>	0.234	91.87	14:18:19.883
<b>7 -</b>	<b>1:17.314 (1)</b>		<b>92.15</b>	<b>14:19:37.197</b>
8 -	1:17.860	0.546	91.50	14:20:55.057
9 -	1:18.475	1.161	90.78	14:22:13.532

<b>P25 60 Robin HASLAM</b>				
LAP	LAP TIME	DIFF	MPH	TIME OF DAY
1 -	1:36.993	11.301	73.45	14:11:59.983
2 -	1:25.843 <b>(2)</b>	0.151	82.99	14:13:25.826
3 -	1:27.719	2.027	81.22	14:14:53.545
4 -	1:26.861	1.169	82.02	14:16:20.406
5 -	1:26.297 <b>(3)</b>	0.605	82.55	14:17:46.703
6 -	1:26.886	1.194	81.99	14:19:13.589
7 -	1:29.351	3.659	79.73	14:20:42.940
<b>8 -</b>	<b>1:25.692 (1)</b>		<b>83.14</b>	<b>14:22:08.632</b>

<b>P26 141 George DITCHFIELD</b>				
LAP	LAP TIME	DIFF	MPH	TIME OF DAY
1 -	1:34.961 <b>(2)</b>	11.547	75.02	14:11:57.951
<b>2 -</b>	<b>1:23.414 (1)</b>		<b>85.41</b>	<b>14:13:21.365</b>
3 -	2:19.002 <b>P</b>	55.588	51.25	14:15:40.367

# Classic Formula Ford

## RACE 8 - LAP CHART

LAP 1 @ 14:11:46.319			LAP 2 @ 14:13:04.621			LAP 3 @ 14:14:23.131			LAP 4 @ 14:15:41.613			LAP 5 @ 14:16:59.976		
NO	BEHIND	LAP TIME	NO	BEHIND	LAP TIME	NO	BEHIND	LAP TIME	NO	BEHIND	LAP TIME	NO	BEHIND	LAP TIME
10		1:23.329	10		1:18.302	10		1:18.510	10		1:18.482	10		1:18.363
39	0.877	1:24.206	39	1.604	1:19.029	39	2.231	1:19.137	39	2.769	1:19.020	99	2.359	1:17.779
8	0.945	1:24.274	8	1.794	1:19.151	8	2.301	1:19.017	99	2.943	1:17.499	39	3.441	1:19.035
61	1.310	1:24.639	61	2.327	1:19.319	61	3.181	1:19.364	8	3.834	1:20.015	3	3.906	1:17.886
3	1.930	1:25.259	3	2.337	1:18.709	99	3.926	1:18.059	61	4.095	1:19.396	8	4.121	1:18.650
11	2.211	1:25.540	11	2.963	1:19.054	3	4.702	1:20.875	3	4.383	1:18.163	11	5.204	1:18.835
78	2.533	1:25.862	78	4.284	1:20.053	11	5.056	1:20.603	11	4.732	1:18.158	61	5.462	1:19.730
13	3.346	1:26.675	99	4.377	1:18.720	78	6.034	1:20.260	13	7.819	1:19.922	13	9.738	1:20.282
27	3.422	1:26.751	13	5.111	1:20.067	13	6.379	1:19.778	78	7.885	1:20.333	78	10.031	1:20.509
99	3.959	1:27.288	27	5.357	1:20.237	27	6.684	1:19.837	27	8.118	1:19.916	27	10.591	1:20.836
55	5.137	1:28.466	55	7.951	1:21.116	91	11.749	1:21.081	15	12.320	1:18.775	15	12.526	1:18.569
91	7.161	1:30.490	91	9.178	1:20.319	55	11.904	1:22.463	91	13.755	1:20.488	91	15.634	1:20.242
28	7.276	1:30.605	28	10.169	1:21.195	15	12.027	1:18.915	28	15.950	1:21.408	49	18.429	1:19.961
54	7.926	1:31.255	15	11.622	1:20.607	28	13.024	1:21.365	55	16.598	1:23.176	28	18.636	1:21.049
21	8.134	1:31.463	54	12.385	1:22.761	54	13.835	1:19.960	49	16.831	1:20.463	54	19.201	1:20.521
42	9.029	1:32.358	42	12.588	1:21.861	49	14.850	1:20.377	54	17.043	1:21.690	42	20.815	1:20.764
69	9.169	1:32.498	49	12.983	1:21.837	42	15.806	1:21.728	42	18.414	1:21.090	55	21.924	1:23.689
15	9.317	1:32.646	21	13.789	1:23.957	21	19.427	1:24.148	21	24.030	1:23.085	69	29.164	1:22.835
49	9.448	1:32.777	69	14.304	1:23.437	87	19.788	1:23.823	69	24.692	1:23.294	21	29.510	1:23.843
87	9.646	1:32.975	87	14.475	1:23.131	69	.....	.....	87	25.089	1:23.783	87	29.910	1:23.184
47	11.065	1:34.394	47	16.701	1:23.938	77	22.097	1:23.277	77	25.719	1:22.104	77	30.889	1:23.533
77	11.462	1:34.791	141	16.744	1:23.414	73	22.813	1:22.357	73	26.237	1:21.906	47	32.448	1:23.743
43	11.631	1:34.960	77	17.330	1:24.170	47	23.139	1:24.948	47	27.068	1:22.411	73	32.649	1:24.775
141	11.632	1:34.961	73	18.966	1:24.975	60	30.414	1:27.719	60	38.793	1:26.861	60	46.727	1:26.297
73	12.293	1:35.622	60	21.205	1:25.843	43	35.916	1:29.688	43	43.852	1:26.418	43	50.830	1:25.341
60	13.664	1:36.993	43	24.738	1:31.409	141	1:17.236	2:19.002 P						

Weather / Track : Cloudy / Dry

Donington Park National  
 Circuit Length = 1.9790 miles  
 Start: 14:10 Flag 14:30 End: 14:30

# Classic Formula Ford

## RACE 8 - LAP CHART

LAP 6 @ 14:18:18.132			LAP 7 @ 14:19:36.495			LAP 8 @ 14:20:55.057			LAP 9 @ 14:22:13.532			LAP 10 @ 14:23:36.119		
NO	BEHIND	LAP TIME	NO	BEHIND	LAP TIME	NO	BEHIND	LAP TIME	NO	BEHIND	LAP TIME	NO	BEHIND	LAP TIME
10		1:18.156	10		1:18.363	99		1:17.860	99		1:18.475	10		1:22.136
99	1.751	1:17.548	99	0.702	1:17.314	10	0.213	1:18.775	10	0.451	1:18.713	3	1.091	1:19.370
3	4.277	1:18.527	8	4.185	1:17.858	8	4.136	1:18.513	8	4.297	1:18.636	39	1.344	1:19.426
8	4.690	1:18.725	3	4.602	1:18.688	3	4.857	1:18.817	3	4.308	1:17.926	8	1.525	1:19.815
39	5.142	1:19.857	39	5.070	1:18.291	39	5.031	1:18.523	39	4.505	1:17.949	11	2.958	1:18.857
11	5.900	1:18.852	11	6.702	1:19.165	11	6.688	1:18.548	11	6.688	1:18.475	61	4.235	1:18.652
61	6.103	1:18.797	61	8.040	1:20.300	61	8.223	1:18.745	61	8.170	1:18.422	43	1 Lap	1:31.553
13	11.372	1:19.790	13	13.121	1:20.112	15	14.407	1:19.627	15	14.613	1:18.681	15	11.051	1:19.025
78	11.523	1:19.648	15	13.342	1:19.371	13	14.755	1:20.196	13	15.770	1:19.490	13	12.991	1:19.808
27	11.817	1:19.382	78	15.329	1:22.169	78	16.486	1:19.719	78	16.963	1:18.952	78	14.016	1:19.640
15	12.334	1:17.964	27	15.554	1:22.100	27	17.082	1:20.090	27	17.630	1:19.023	27	15.422	1:20.379
91	18.242	1:20.764	91	20.654	1:20.775	91	24.992	1:22.900	91	27.589	1:21.072	91	25.398	1:20.396
49	21.067	1:20.794	49	22.816	1:20.112	49	25.542	1:21.288	49	28.297	1:21.230	49	27.313	1:21.603
28	21.397	1:20.917	28	23.805	1:20.771	28	25.657	1:20.414	28	28.328	1:21.146	42	27.522	1:20.748
54	22.520	1:21.475	54	24.795	1:20.638	54	26.067	1:19.834	42	29.361	1:21.182	28	27.932	1:22.191
42	22.976	1:20.317	42	25.190	1:20.577	42	26.654	1:20.026	54	30.403	1:22.811	54	29.281	1:21.465
55	25.153	1:21.385	55	29.646	1:22.856	55	33.257	1:22.173	55	36.920	1:22.138	55	38.218	1:23.885
69	34.330	1:23.322	69	37.649	1:21.682	69	40.325	1:21.238	69	43.654	1:21.804	69	44.177	1:23.110
87	35.136	1:23.382	87	38.298	1:21.525	87	40.828	1:21.092	87	43.906	1:21.553	87	44.912	1:23.593
21	35.221	1:23.867	21	39.484	1:22.626	21	43.355	1:22.433	21	46.077	1:21.197	21	45.697	1:22.207
77	35.812	1:23.079	77	39.835	1:22.386	77	43.850	1:22.577	77	46.801	1:21.426	77	46.933	1:22.719
47	37.378	1:23.086	47	41.595	1:22.580	73	45.799	1:22.655	73	47.587	1:20.263	73	47.566	1:22.566
73	37.471	1:22.978	73	41.706	1:22.598	47	45.861	1:22.828	47	50.781	1:23.395	47	51.788	1:23.594
60	55.457	1:26.886	60	1:06.445	1:29.351	60	1:13.575	1:25.692						
43	57.798	1:25.124	43	1:07.980	1:28.545	43	1:14.002	1:24.584						

Weather / Track : Cloudy / Dry

Results can be found at [www.tsl-timing.com](http://www.tsl-timing.com)

Page 2 of 3

Donington Park National  
 Circuit Length = 1.9790 miles  
 Start: 14:10 Flag 14:30 End: 14:30

Printed - 14:35 Sunday, 09 June 2019

# Classic Formula Ford

## RACE 8 - LAP CHART

LAP 11 @ 14:25:07.170			LAP 12 @ 14:27:43.485			LAP 13 @ 14:30:30.205		
NO	BEHIND	LAP TIME	NO	BEHIND	LAP TIME	NO	BEHIND	LAP TIME
10		1:31.051	10		2:36.315	10		2:46.720
3	0.707	1:30.667	3	0.818	2:36.426	3	0.438	2:46.340
39	2.121	1:31.828	39	2.422	2:36.616	39	1.616	2:45.914
8	2.601	1:32.127	8	2.836	2:36.550	8	2.088	2:45.972
11	3.821	1:31.914	11	3.628	2:36.122	11	2.835	2:45.927
61	5.046	1:31.862	61	4.210	2:35.479	61	3.515	2:46.025
43	1 Lap	1:32.536	43	1 Lap	2:35.093	43	1 Lap	2:45.946
15	8.375	1:28.375	15	6.145	2:34.085	15	5.846	2:46.421
13	8.890	1:26.950	13	7.462	2:34.887	13	7.201	2:46.459
78	9.494	1:26.529	78	8.176	2:34.997	78	7.713	2:46.257
27	15.994	1:31.623	27	10.616	2:30.937	27	8.376	2:44.480
91	17.094	1:22.747	91	11.892	2:31.113	91	9.180	2:44.008
49	21.715	1:25.453	42	14.779	2:28.732	42	10.601	2:42.542
42	22.362	1:25.891	28	15.419	2:29.015	28	10.898	2:42.199
28	22.719	1:25.838	54	16.923	2:30.196	54	11.073	2:40.870
54	23.042	1:24.812	55	18.205	2:23.803	55	14.368	2:42.883
55	30.717	1:23.550	69	18.781	2:16.306	69	14.914	2:42.853
69	38.790	1:25.664	49	18.876	2:33.476 P	87	15.364	2:42.781
87	39.145	1:25.284	87	19.303	2:16.473	21	16.173	2:41.561
21	40.192	1:25.546	21	21.332	2:17.455	77	16.267	2:41.385
77	41.155	1:25.273	77	21.602	2:16.762	73	17.270	2:41.830
73	42.175	1:25.660	73	22.160	2:16.300	47	18.708	2:41.989
47	43.414	1:22.677	47	23.439	2:16.340			

Weather / Track : Cloudy / Dry

# Classic Formula Ford

## RACE 8 - POSITION CHART

No	Name	Lap Pos	Lap													
			1	2	3	4	5	6	7	8	9	10	11	12	13	
3	MORRIS	1	10	10	10	10	10	10	10	10	99	99	10	10	10	10
10	HADFIELD	2	39	39	39	39	99	99	99	10	10	3	3	3	3	
39	HARVEY	3	8	8	8	99	39	3	8	8	8	39	39	39	39	
8	ARMSTRONG	4	61	61	61	8	3	8	3	3	3	8	8	8	8	
61	MANSELL	5	3	3	99	61	8	39	39	39	39	11	11	11	11	
11	JACKSON	6	11	11	3	3	11	11	11	11	11	61	61	61	61	
27	PEARCE	7	78	78	11	11	61	61	61	61	61	15	15	15	15	
13	KESTENBAUM	8	13	99	78	13	13	13	13	15	15	13	13	13	13	
78	WALTON	9	27	13	13	78	78	78	15	13	13	78	78	78	78	
91	HAGAN	10	99	27	27	27	27	27	78	78	78	27	27	27	27	
54	CROSBIE	11	55	55	91	15	15	15	27	27	27	91	91	91	91	
55	MAWHINNEY	12	91	91	55	91	91	91	91	91	91	49	49	42	42	
21	ZANELLI	13	28	28	15	28	49	49	49	49	49	42	42	28	28	
28	FINCHAM	14	54	15	28	55	28	28	28	28	28	28	28	54	54	
69	LOWE	15	21	54	54	49	54	54	54	54	42	54	54	55	55	
43	YEOMANS	16	42	42	49	54	42	42	42	42	54	55	55	69	69	
47	HADFIELD	17	69	49	42	42	55	55	55	55	55	69	69	49	87	
77	ATTWOOD	18	15	21	21	21	69	69	69	69	69	87	87	87	21	
87	JEARY	19	49	69	87	69	21	87	87	87	87	21	21	21	77	
60	HASLAM	20	87	87	69	87	87	21	21	21	21	77	77	77	73	
99	TINKLER	21	47	47	77	77	77	77	77	77	77	73	73	73	47	
42	BRITTEN	22	77	141	73	73	47	47	47	73	73	47	47	47		
141	DITCHFIELD	23	43	77	47	47	73	73	73	47	47	43	43	43		
15	WRIGLEY	24	141	73	60	60	60	60	60	60	43					
73	CLEWS	25	73	60	43	43	43	43	43	43						
49	HARRISON	26	60	43	141											

Weather / Track : Cloudy / Dry

Donington Park National  
 Circuit Length = 1.9790 miles  
 Start: 14:10 Flag 14:30 End: 14:30

Results can be found at [www.tsl-timing.com](http://www.tsl-timing.com)

Printed - 14:46 Sunday, 09 June 2019



# Classic Formula Ford

## RACE 8 - STATISTICS

**Competitors Started** 26  
**Planned Start** 2019-06-09 @ 14:10:00.000  
**Actual Start** 2019-06-09 @ 14:10:22.989  
**Finish Time** 2019-06-09 @ 14:30:24.922  
**Track Length** 1.9790mi.  
**Total Laps** 317  
**Total Distance Covered** 627.3643mi.

### Session Fastest Lap History

NO	CL	NAME	LAP TIME	TIME OF DAY	LAP	VEHICLE
10	B	Simon HADFIELD	1:23.329	14:11:46.331	1	Lotus 59
10	B	Simon HADFIELD	1:18.302	14:13:04.633	2	Lotus 59
99	A	Ben TINKLER	1:18.059	14:14:27.058	3	Van Diemen RF80
99	A	Ben TINKLER	1:17.499	14:15:44.554	4	Van Diemen RF80
99	A	Ben TINKLER	1:17.314	14:19:37.199	7	Van Diemen RF80

### Session Leader History

NO	CL	NAME	FROM LAP	LAPS LED	DISTANCE	VEHICLE
10	B	Simon HADFIELD	1	7	13.81 miles	Lotus 59
99	A	Ben TINKLER	8	2	3.95 miles	Van Diemen RF80
10	B	Simon HADFIELD	10	4	7.91 miles	Lotus 59

### Flag History

TYPE	TIME OF DAY
GREEN	14:10:22.989
SAFETY	14:23:32.806
FINISH	14:30:24.922

### Flag Statistics

TYPE	COUNT	TOTAL LAPS	TOTAL TIME
Green	1	9	13:09.817
Red	0	0	0.000
Safety Car	1	3	6:52.116
FCY	0	0	0.000

Weather / Track : Cloudy / Dry

These results are provisional until the conclusion of any judicial and technical matters.

Donington Park National  
 Circuit Length = 1.9790 miles  
 Start: 14:10 Flag 14:30 End: 14:30

Clerk Of Course :	Timekeeper :
-------------------	--------------

**Classic Formula Ford**  
**RACE 8 - STATISTICS**

**CLASS : A**

**20 Starters**

**Fastest Lap History**

NO	NAME	LAP TIME	TIME OF DAY	LAP	VEHICLE
39	Tim HARVEY	<b>1:24.206</b>	14:11:47.197	1	Van Dieman RF81
39	Tim HARVEY	<b>1:19.029</b>	14:13:06.221	2	Van Dieman RF81
3	Rick MORRIS	<b>1:18.709</b>	14:13:06.958	2	Royale RP29
99	Ben TINKLER	<b>1:18.059</b>	14:14:27.058	3	Van Diemen RF80
99	Ben TINKLER	<b>1:17.499</b>	14:15:44.554	4	Van Diemen RF80
99	Ben TINKLER	<b>1:17.314</b>	14:19:37.199	7	Van Diemen RF80

**Leader History**

NO	NAME	FROM LAP	LAPS LED	DISTANCE	VEHICLE
39	Tim HARVEY	1	4	7.87 miles	Van Dieman RF81
99	Ben TINKLER	5	5	9.89 miles	Van Diemen RF80
3	Rick MORRIS	10	4	7.91 miles	Royale RP29

Weather / Track : Cloudy / Dry

These results are provisional until the conclusion of any judicial and technical matters.

Donington Park National  
 Circuit Length = 1.9790 miles  
 Start: 14:10 Flag 14:30 End: 14:30

Clerk Of Course :		Timekeeper :
-------------------	--	--------------

**Classic Formula Ford**  
**RACE 8 - STATISTICS**

**CLASS : B**

**6 Starters**

**Fastest Lap History**

NO	NAME	LAP TIME	TIME OF DAY	LAP	VEHICLE
10	Simon HADFIELD	1:23.329	14:11:46.331	1	Lotus 59
10	Simon HADFIELD	1:18.302	14:13:04.633	2	Lotus 59
10	Simon HADFIELD	1:18.156	14:18:18.142	6	Lotus 59
15	Matthew WRIGLEY	1:17.964	14:18:30.466	6	Merlyn MK11A /20

**Leader History**

NO	NAME	FROM LAP	LAPS LED	DISTANCE	VEHICLE
10	Simon HADFIELD	1	13	25.68 miles	Lotus 59

Weather / Track : Cloudy / Dry

These results are provisional until the conclusion of any judicial and technical matters.

Donington Park National  
Circuit Length = 1.9790 miles  
Start: 14:10 Flag 14:30 End: 14:30

Clerk Of Course :		Timekeeper :
-------------------	--	--------------